

BRD3 antibody

Catalog Number: 108581

Product name

BRD3 antibody

IP: 1:200-1:2000

IHC: 1:20-1:200


Specificity

Human, Mouse, Rat; other species not tested.

Antibody description

BRD3 Rabbit Polyclonal antibody. Positive IHC detected in human ovary tumor tissue, human gliomas tissue. Positive IP detected in HeLa cells. Positive WB detected in human brain tissue, COLO 320 cells, HeLa cells. Observed molecular weight by Western-blot: 95-105 kDa

Validations



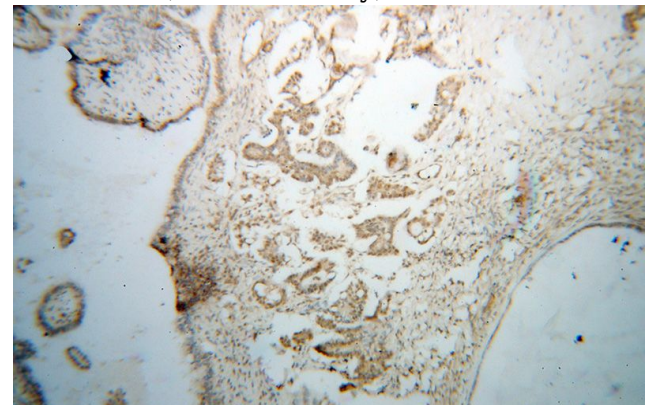
Preparation

This antibody was obtained by immunization of BRD3 recombinant protein (Accession Number: BC032124). Purification method: Antigen affinity purified.

human brain tissue were subjected to SDS PAGE followed by western blot with Catalog No:117228(BRD3 antibody) at dilution of 1:200

Formulation

PBS with 0.1% sodium azide and 50% glycerol pH 7.3.



Storage

Store at -20°C. DO NOT ALIQUOT

Clonality

Polyclonal

Immunohistochemical of paraffin-embedded human ovary tumor using Catalog No:117228(BRD3 antibody) at dilution of 1:50 (under 10x lens)

Ig Type

Rabbit IgG

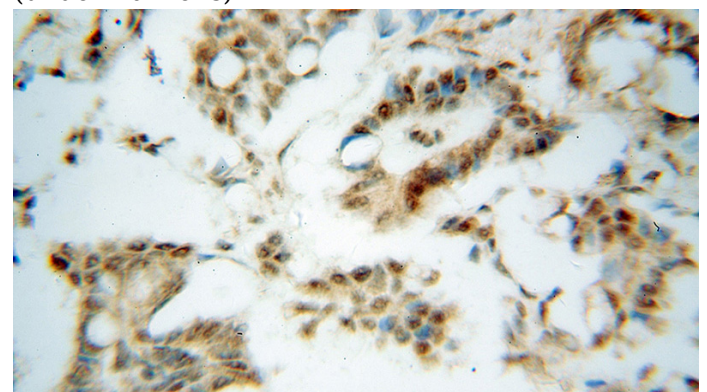
Applications

ELISA, WB, IHC, IP

Dilutions

Recommended Dilution:

WB: 1:200-1:2000



Immunohistochemical of paraffin-embedded

BRD3 antibody

Catalog Number: 108581

human ovary tumor using Catalog No:117228(BRD3 antibody) at dilution of 1:50 (under 40x lens)

IP Result of anti-BRD3 (IP:Catalog No:117228, 4ug; Detection:Catalog No:117228 1:500) with HeLa cells lysate 4000ug.

