

# BRCA1 antibody



Catalog Number: 108577

## Product name

BRCA1 antibody

WB: 1:500-1:5000

IP: 1:200-1:2000

## Specificity


Human, Mouse, Rat; other species not tested.

IHC: 1:20-1:200

## Antibody description

BRCA1 Rabbit Polyclonal antibody. Positive WB detected in human testis tissue, A2780 cells, A431 cells, HeLa cells, Jurkat cells, MCF7 cells, mouse testis tissue, rat testis tissue. Positive IP detected in mouse testis tissue. Positive IHC detected in human breast cancer tissue, human testis tissue. Observed molecular weight by Western-blot: 85-95kd

## Validations



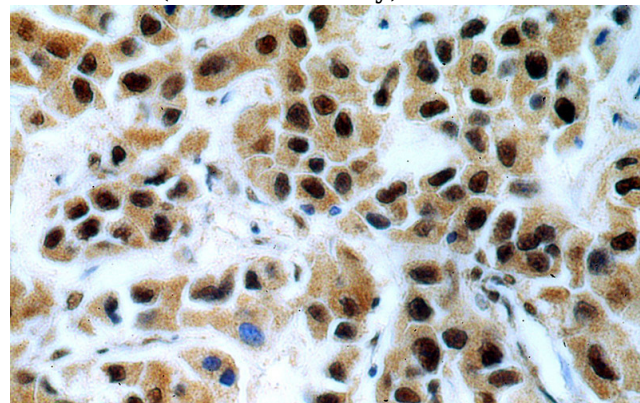
## Preparation

This antibody was obtained by immunization of Peptide (Accession Number: NM\_007294). Purification method: Antigen affinity purified.

human testis tissue were subjected to SDS PAGE followed by western blot with Catalog No:117224(BRCA1 antibody) at dilution of 1:1000

## Formulation

PBS with 0.02% sodium azide and 50% glycerol pH 7.3.



## Storage

Store at -20°C. DO NOT ALIQUOT

## Clonality

Polyclonal

Immunohistochemical of paraffin-embedded human breast cancer using Catalog No:117224(BRCA1 antibody) at dilution of 1:100 (under 40x lens)

## Ig Type

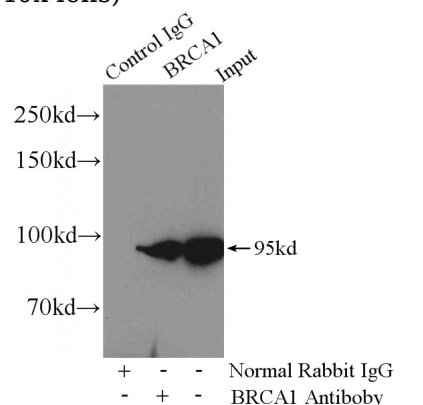
Rabbit IgG

## Applications

ELISA, WB, IHC, IP

## Dilutions

Recommended Dilution:



# BRCA1 antibody



Catalog Number: 108577

---

IP Result of anti-BRCA1 (IP:Catalog No:117224,

4ug; Detection:Catalog No:117224 1:500) with mouse testis tissue lysate 4800ug.