

# BPNT1 antibody

Catalog Number: 108573

## Product name

BPNT1 antibody

## Specificity

human, mouse, rat; other species not tested.

## Antibody description

BPNT1 Rabbit Polyclonal antibody. Positive IHC detected in human liver. Positive WB detected in HeLa cells, human kidney tissue. Observed molecular weight by Western-blot: 36-40kd

## Preparation

This antibody was obtained by immunization of BPNT1 recombinant protein (Accession Number: BC017801). Purification method: Antigen affinity purified.

## Formulation

PBS with 0.02% sodium azide and 50% glycerol pH 7.3.

## Storage

Store at -20°C. DO NOT ALIQUOT

## Clonality

Polyclonal

## Ig Type

Rabbit IgG

## Applications

ELISA, WB, IHC


## Dilutions

Recommended Dilution:

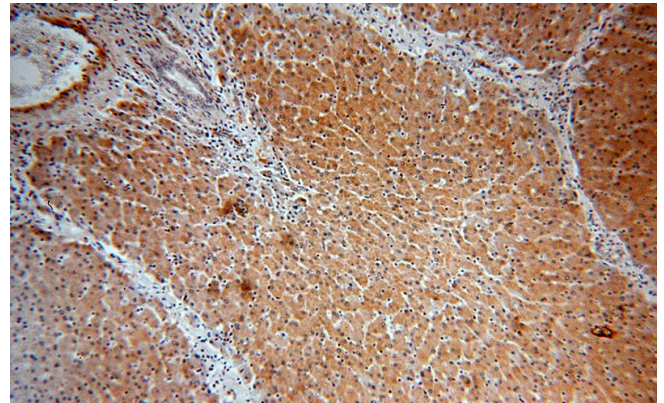
WB: 1:500-1:5000

IHC: 1:20-1:200

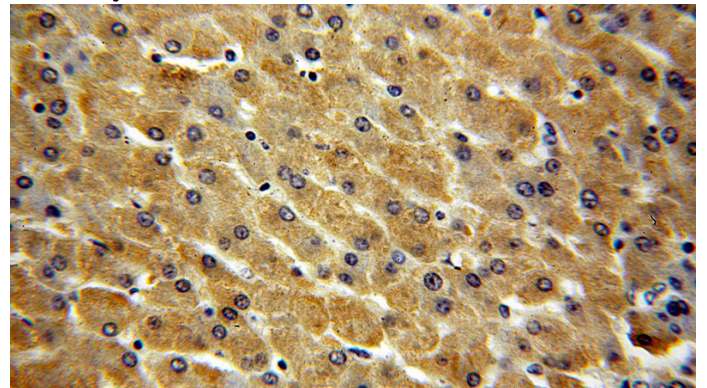
## Validations



HeLa cells were subjected to SDS PAGE followed by western blot with Catalog No:117220(BPNT1 antibody) at dilution of 1:500



Immunohistochemical of paraffin-embedded human liver using Catalog No:117220(BPNT1 antibody) at dilution of 1:100 (under 10x lens)



Immunohistochemical of paraffin-embedded human liver using Catalog No:117220(BPNT1 antibody) at dilution of 1:100 (under 40x lens)