

BPIL1 antibody



Catalog Number: 108571

Product name

BPIL1 antibody

Recommended Dilution:

WB: 1:500-1:5000

Immunogen

[Human BPIL1 Recombinant protein \(GST tag\)](#)

IHC: 1:20-1:200

IF: 1:20-1:200


Specificity

Human; other species not tested.

Validations

Antibody description

BPIL1 Rabbit Polyclonal antibody. Positive IF detected in A549 cells. Positive IHC detected in human lung cancer tissue, human tonsillitis tissue. Positive WB detected in A549 cells. Observed molecular weight by Western-blot: 49kd



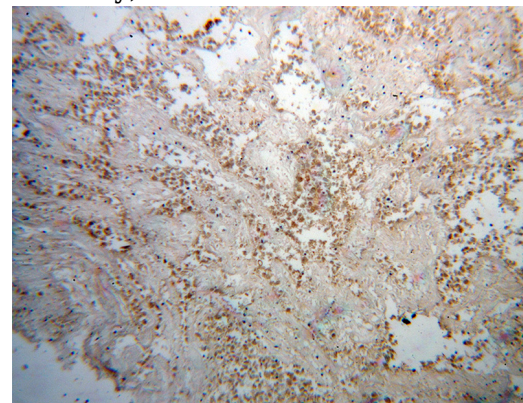
Preparation

This antibody was obtained by immunization of BPIL1 recombinant protein (Accession Number: NM_025227). Purification method: Antigen affinity purified.

A549 cells were subjected to SDS PAGE followed by western blot with Catalog No:117218(BPIL1 antibody) at dilution of 1:400

Formulation

PBS with 0.02% sodium azide and 50% glycerol pH 7.3.



Storage

Store at -20°C. DO NOT ALIQUOT

Clonality

Polyclonal

Immunohistochemical of paraffin-embedded human lung cancer using Catalog No:117218(BPIL1 antibody) at dilution of 1:100 (under 10x lens)

Ig Type

Rabbit IgG

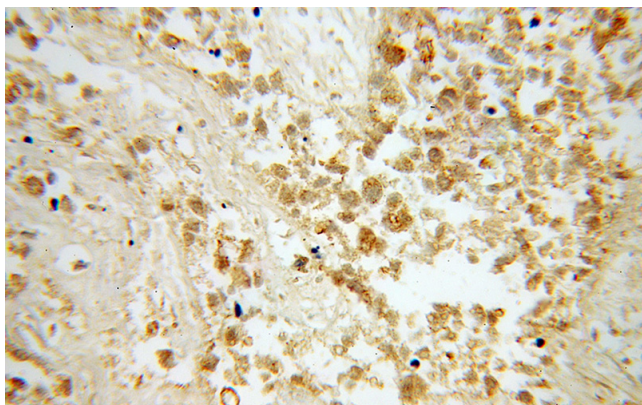
Applications

ELISA, WB, IHC, IF

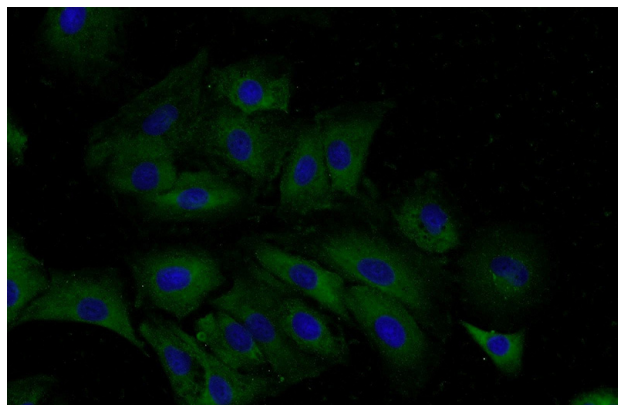
Dilutions

BPIL1 antibody

Catalog Number: 108571



Immunohistochemical of paraffin-embedded human lung cancer using Catalog No:117218(BPIL1 antibody) at dilution of 1:100 (under 40x lens)



Immunofluorescent analysis of A549 cells using Catalog No:117218(BPIL1 Antibody) at dilution of 1:50 and Alexa Fluor 488-conjugated AffiniPure Goat Anti-Rabbit IgG(H+L)