

B3GNT5 antibody

Catalog Number: 108531

Product name

B3GNT5 antibody

Specificity

Human, Mouse, Rat; other species not tested.

Antibody description

B3GNT5 Rabbit Polyclonal antibody. Positive IHC detected in human lung tissue. Positive WB detected in mouse lung tissue, mouse cerebellum tissue. Observed molecular weight by Western-blot: 44kd

Preparation

This antibody was obtained by immunization of B3GNT5 recombinant protein (Accession Number: NM_032047). Purification method: Antigen affinity purified.

Formulation

PBS with 0.02% sodium azide and 50% glycerol pH 7.3.

Storage

Store at -20°C. DO NOT ALIQUOT

Clonality

Polyclonal

Ig Type

Rabbit IgG

Applications

ELISA, WB, IHC


Dilutions

Recommended Dilution:

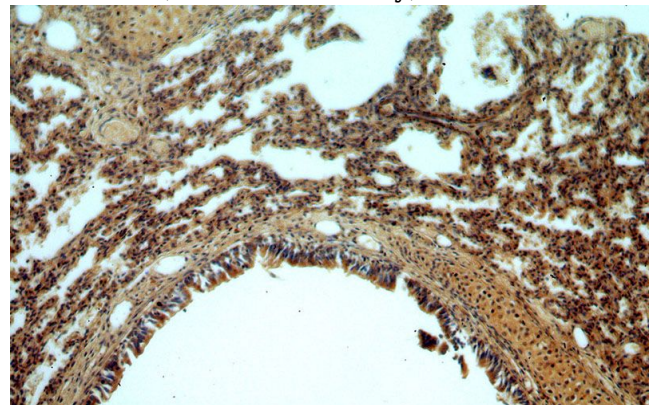
WB: 1:200-1:2000

IHC: 1:20-1:200

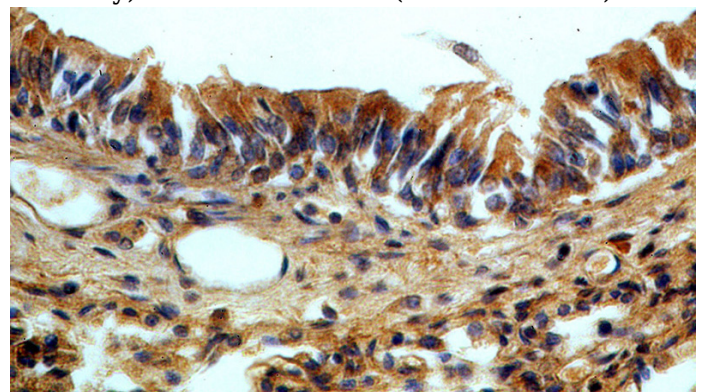
Validations



mouse lung tissue were subjected to SDS PAGE followed by western blot with Catalog No:117092(B3GNT5 antibody) at dilution of 1:500



Immunohistochemical of paraffin-embedded human lung using Catalog No:117092(B3GNT5 antibody) at dilution of 1:50 (under 10x lens)



Immunohistochemical of paraffin-embedded human lung using Catalog No:117092(B3GNT5 antibody) at dilution of 1:50 (under 40x lens)