

B3GALTL antibody

Catalog Number: 108529

Product name

B3GALTL antibody

Specificity

human, mouse; other species not tested.

Antibody description

B3GALTL Rabbit Polyclonal antibody. Positive IHC detected in human endometrial cancer. Positive WB detected in human heart tissue, mouse skeletal muscle tissue. Observed molecular weight by Western-blot: 57kd

Preparation

This antibody was obtained by immunization of B3GALTL recombinant protein (Accession Number: NM_194318). Purification method: Antigen affinity purified.

Formulation

PBS with 0.02% sodium azide and 50% glycerol pH 7.3.

Storage

Store at -20°C. DO NOT ALIQUOT

Clonality

Polyclonal

Ig Type

Rabbit IgG

Applications

ELISA, WB, IHC


Dilutions

Recommended Dilution:

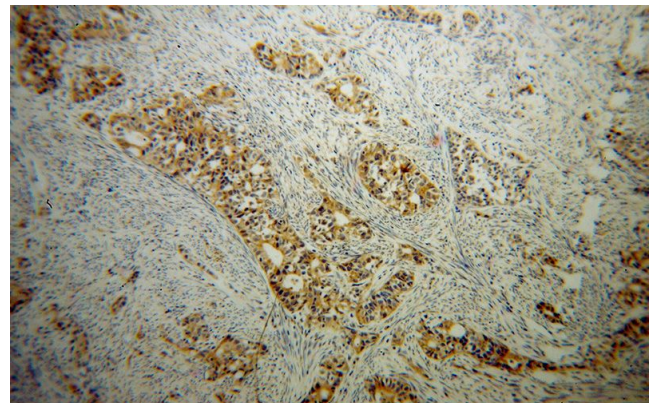
WB: 1:200-1:2000

IHC: 1:20-1:200

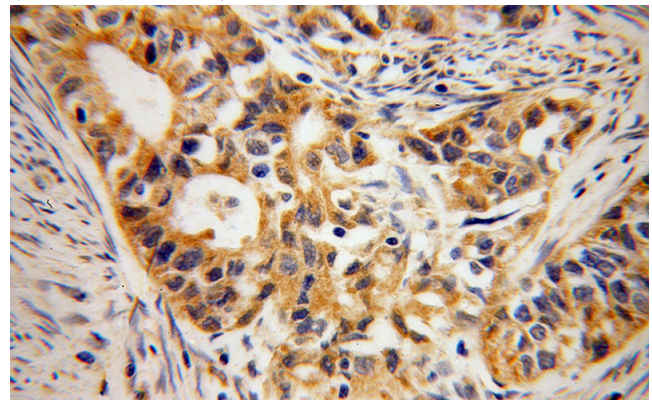
Validations



human heart tissue were subjected to SDS PAGE followed by western blot with Catalog No:117090(B3GALTL antibody) at dilution of 1:600



Immunohistochemical of paraffin-embedded human endometrial cancer using Catalog No:117090(B3GALTL antibody) at dilution of 1:50 (under 10x lens)



Immunohistochemical of paraffin-embedded

B3GALTL antibody



Catalog Number: 108529

human endometrial cancer using Catalog

No:117090(B3GALTL antibody) at dilution of 1:50
(under 40x lens)