

B3GALT6 antibody



Catalog Number: 108528

Product name

B3GALT6 antibody

Specificity

Human, Mouse; other species not tested.

Antibody description

B3GALT6 Rabbit Polyclonal antibody. Positive WB detected in mouse brain tissue, mouse liver tissue. Positive IHC detected in human liver cancer. Observed molecular weight by Western-blot: 37kd

Preparation

This antibody was obtained by immunization of Peptide (Accession Number: NM_080605). Purification method: Antigen affinity purified.

Formulation

PBS with 0.02% sodium azide and 50% glycerol pH 7.3.

Storage

Store at -20°C. DO NOT ALIQUOT

Clonality

Polyclonal

Ig Type

Rabbit IgG

Applications

ELISA, WB, IHC


Dilutions

Recommended Dilution:

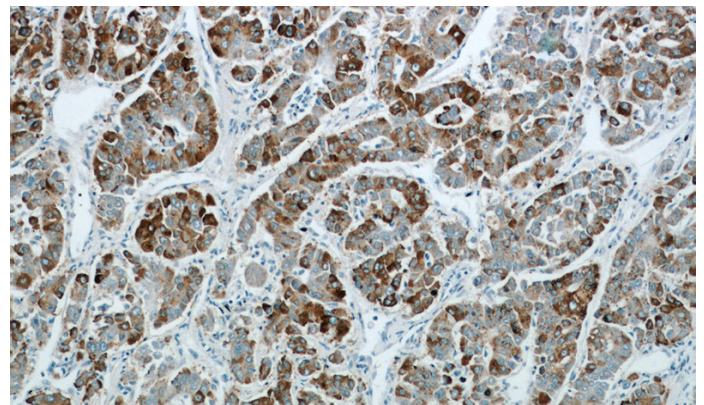
WB: 1:500-1:5000

IHC: 1:20-1:200

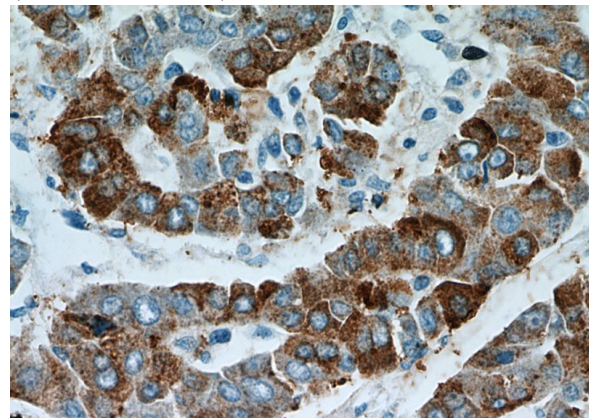
Validations



mouse brain tissue were subjected to SDS PAGE followed by western blot with Catalog No:117089(B3GALT6 antibody) at dilution of 1:500



Immunohistochemical of paraffin-embedded human liver cancer using Catalog No:117089(B3GALT6 antibody) at dilution of 1:50 (under 10x lens)



Immunohistochemical of paraffin-embedded human liver cancer using Catalog No:117089(B3GALT6 antibody) at dilution of 1:50 (under 40x lens)