

B3GALT2 antibody



Catalog Number: 108526

Product name

B3GALT2 antibody

IHC: 1:20-1:200

Specificity

Human, Mouse, Rat; other species not tested.

Antibody description

B3GALT2 Rabbit Polyclonal antibody. Positive IHC detected in human heart tissue. Positive WB detected in mouse brain tissue, mouse heart tissue. Observed molecular weight by Western-blot: 49kd

Preparation

This antibody was obtained by immunization of B3GALT2 recombinant protein (Accession Number: NM_003783). Purification method: Antigen affinity purified.

Formulation

PBS with 0.02% sodium azide and 50% glycerol pH 7.3.

Storage

Store at -20°C. DO NOT ALIQUOT

Clonality

Polyclonal

Ig Type

Rabbit IgG

Applications

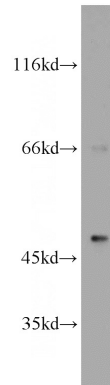
ELISA, WB, IHC

Dilutions

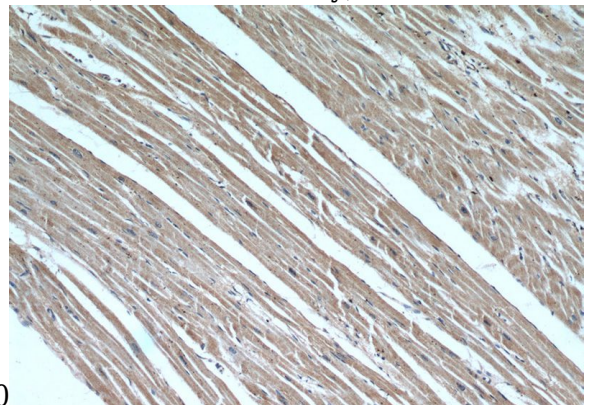
Recommended Dilution:

WB: 1:200-1:2000

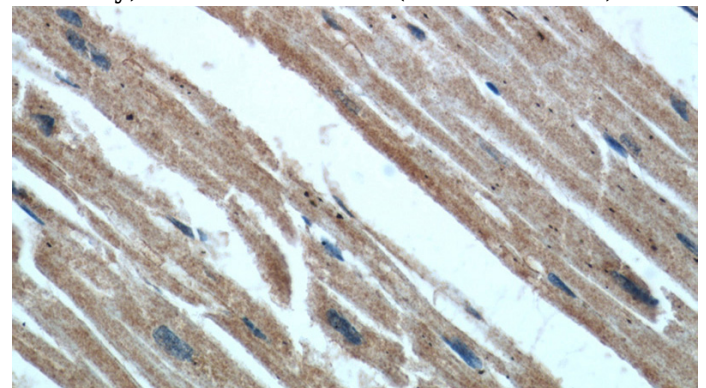
Validations



mouse brain tissue were subjected to SDS PAGE followed by western blot with Catalog No:117087(B3GALT2 antibody) at dilution of



Immunohistochemical of paraffin-embedded human heart using Catalog No:117087(B3GALT2 antibody) at dilution of 1:50 (under 10x lens)



Immunohistochemical of paraffin-embedded human heart using Catalog No:117087(B3GALT2 antibody) at dilution of 1:50 (under 40x lens)