

Aurora A antibody



Catalog Number: 108512

Product name

Aurora A antibody

Immunogen

[Human AURKA Recombinant protein \(GST tag\)](#)

Specificity

Human, Mouse, Rat; other species not tested.

Antibody description

Aurora A Rabbit Polyclonal antibody. Positive WB detected in HEK-293 cells, SKOV-3 cells, SW 1990 cells. Positive IHC detected in human breast cancer tissue. Positive IF detected in HeLa cells. Observed molecular weight by Western-blot: 46 kDa

Preparation

This antibody was obtained by immunization of Aurora A recombinant protein (Accession Number: NM_001323305). Purification method: Antigen affinity purified.

Formulation

PBS with 0.1% sodium azide and 50% glycerol pH 7.3.

Storage

Store at -20°C. DO NOT ALIQUOT

Clonality

Polyclonal

Ig Type

Rabbit IgG

Applications

ELISA, IHC, WB, IF

Dilutions

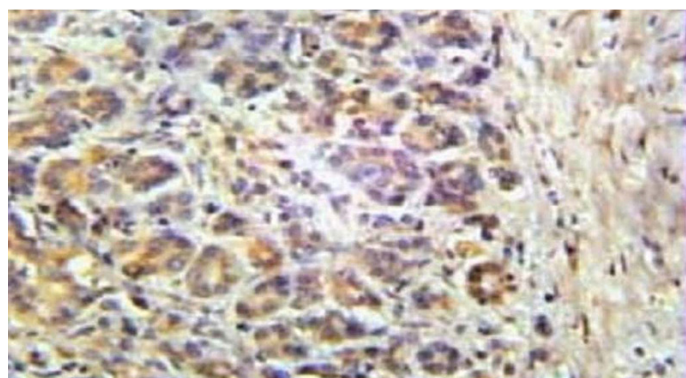
Recommended Dilution:

WB: 1:200-1:2000


IHC: 1:10-1:100

IF: 1:20-1:200

Validations



Immunohistochemical of paraffin-embedded human breast cancer using Catalog No:117073(AURKA antibody) at dilution of 1:10

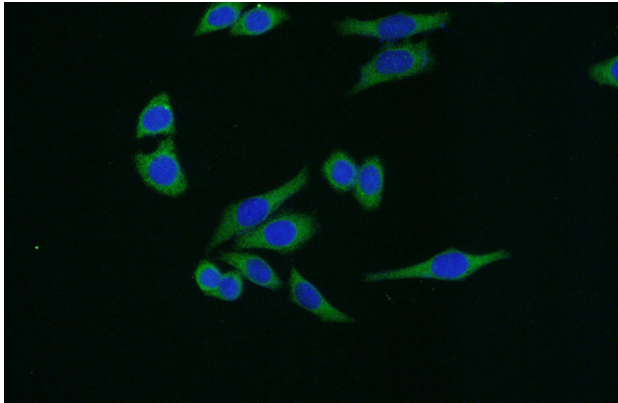


(under 25x lens)

HEK-293 cells were subjected to SDS PAGE followed by western blot with Catalog No:117073(AURKA Antibody) at dilution of 1:600

Aurora A antibody

Catalog Number: 108512



Immunofluorescent analysis of (-20oc Ethanol) fixed HeLa cells using Catalog No:117073(AURKA Antibody) at dilution of 1:50 and Alexa Fluor 488-conjugated AffiniPure Goat Anti-Rabbit IgG(H+L)