

# BHMT antibody



Catalog Number: 108495

## Product name

BHMT antibody

Recommended Dilution:

WB: 1:500-1:5000

## Specificity

Human, Mouse; other species not tested.


IP: 1:500-1:5000

IHC: 1:20-1:200

## Antibody description

BHMT Rabbit Polyclonal antibody. Positive WB detected in human kidney tissue, L02 cells. Positive IP detected in mouse kidney tissue. Positive IHC detected in human spleen tissue, human heart tissue, human lung tissue, human ovary tissue, human placenta tissue, human skin tissue. Observed molecular weight by Western-blot: 50kd

## Validations



## Preparation

This antibody was obtained by immunization of BHMT recombinant protein (Accession Number: NM\_001713). Purification method: Antigen affinity purified.

human kidney tissue were subjected to SDS PAGE followed by western blot with Catalog No:117140(BHMT antibody) at dilution of 1:2000

## Formulation

PBS with 0.02% sodium azide and 50% glycerol pH 7.3.

## Storage

Store at -20°C. DO NOT ALIQUOT

## Clonality

Polyclonal

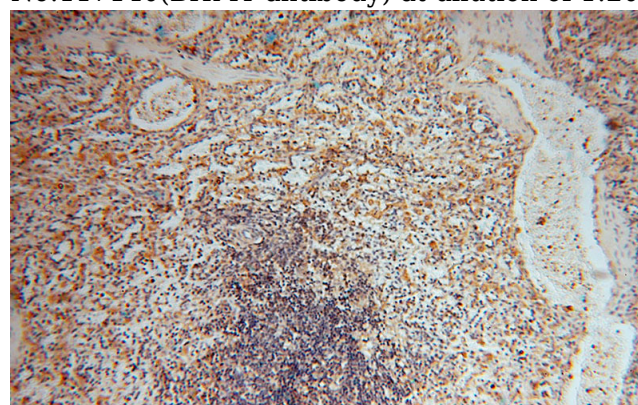
## Ig Type

Rabbit IgG

## Applications

ELISA, WB, IHC, IP

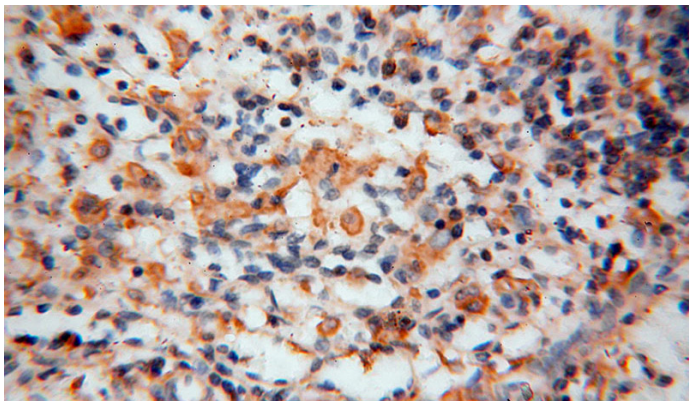
## Dilutions



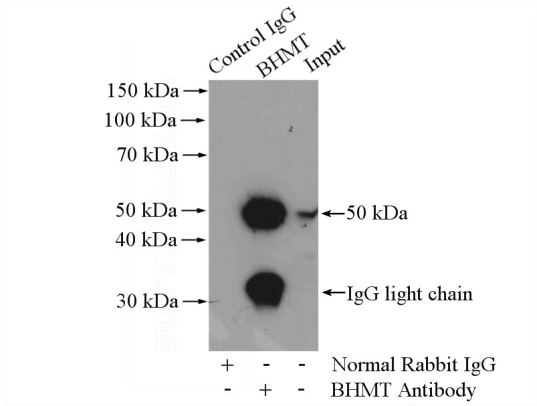
Immunohistochemical of paraffin-embedded human spleen using Catalog No:117140(BHMT antibody) at dilution of 1:100 (under 10x lens)

# BHMT antibody

Catalog Number: 108495



Immunohistochemical of paraffin-embedded human spleen using Catalog No:117140(BHMT antibody) at dilution of 1:100 (under 40x lens)



IP Result of anti-BHMT (IP:Catalog No:117140, 4ug; Detection:Catalog No:117140 1:1000) with mouse kidney tissue lysate 4400ug.