

# BCRP/ABCG2 antibody



Catalog Number: 108437

## Product name

BCRP/ABCG2 antibody

## Specificity

Human, Mouse; other species not tested.

## Antibody description

BCRP/ABCG2 Rabbit Polyclonal antibody. Positive WB detected in mouse brain tissue. Positive IHC detected in human meningioma tissue, human gliomas tissue. Observed molecular weight by Western-blot: 60-70 kDa

## Preparation

This antibody was obtained by immunization of BCRP/ABCG2 recombinant protein (Accession Number: NM\_004827). Purification method: Antigen affinity purified.

## Formulation

PBS with 0.1% sodium azide and 50% glycerol pH 7.3.

## Storage

Store at -20°C. DO NOT ALIQUOT

## Clonality

Polyclonal

## Ig Type

Rabbit IgG

## Applications

ELISA, WB, IHC


## Dilutions

Recommended Dilution:

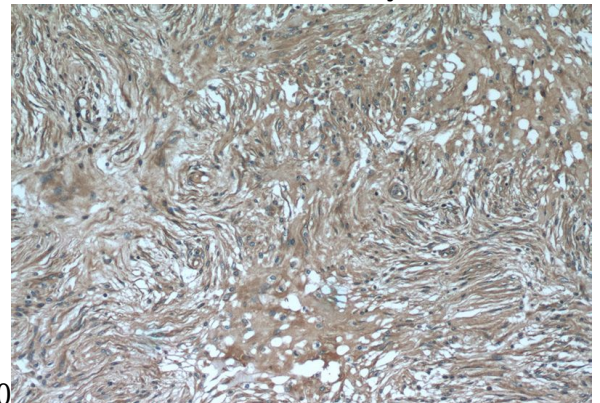
WB: 1:200-1:1000

IHC: 1:20-1:200

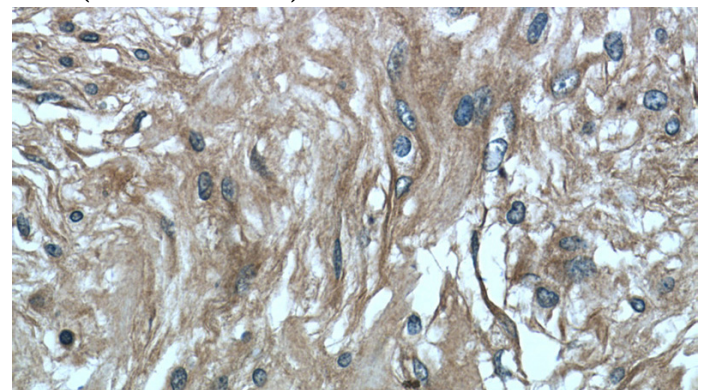
## Validations



mouse brain tissue were subjected to SDS PAGE followed by western blot with Catalog No:117110(BCRP,ABCG2 antibody) at dilution of



Immunohistochemistry of paraffin-embedded human meningioma tissue slide using Catalog No:117110(BCRP,ABCG2 Antibody) at dilution of 1:50 (under 10x lens)



Immunohistochemistry of paraffin-embedded human meningioma tissue slide using Catalog No:117110(BCRP,ABCG2 Antibody) at dilution of

# BCRP/ABCG2 antibody



Catalog Number: 108437

---

1:50 (under 40x lens)