

BBS4 antibody

Catalog Number: 108371

Product name

BBS4 antibody

IHC: 1:20-1:200

IF: 1:20-1:200

Specificity

Human, Mouse, Rat; other species not tested.

Antibody description

BBS4 Rabbit Polyclonal antibody. Positive IF detected in hTERT-RPE1 cells. Positive IHC detected in human kidney tissue. Positive WB detected in HEK-293 cells, HeLa cells, mouse kidney tissue. Observed molecular weight by Western-blot: 50-60 kDa

Preparation

This antibody was obtained by immunization of BBS4 recombinant protein (Accession Number: NM_033028). Purification method: Antigen affinity purified.

Formulation

PBS with 0.02% sodium azide and 50% glycerol pH 7.3.

Storage

Store at -20°C. DO NOT ALIQUOT

Clonality

Polyclonal

Ig Type

Rabbit IgG

Applications


ELISA, IHC, IF, WB

Dilutions

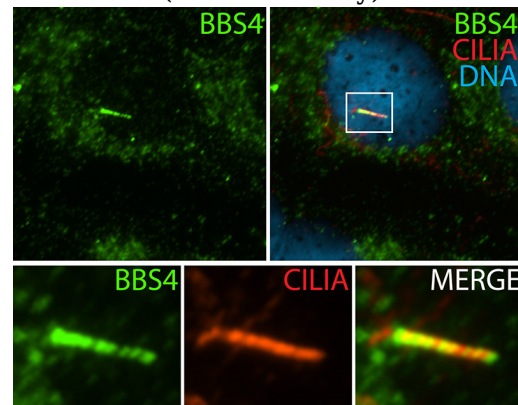
Recommended Dilution:

WB: 1:200-1:2000

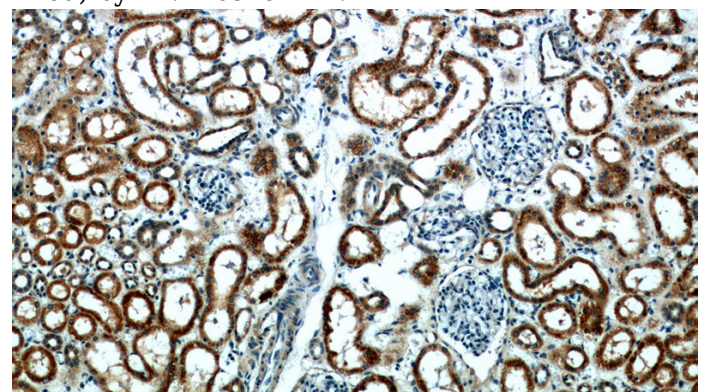
Validations



HEK-293 cells were subjected to SDS PAGE followed by western blot with Catalog No:108371(BBS4 antibody) at dilution of 1:500



IF result (cytoplasm and the length of cilia cilia stain) of anti-BBS4 (Catalog No:108371; 1:50) with serum-starved hTERT-RPE1 cell (MeOH fixed) by Dr. Moshe Kim.

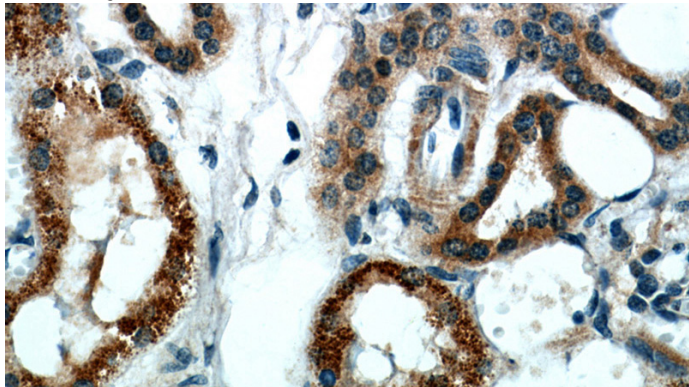


Immunohistochemical of paraffin-embedded

BBS4 antibody

Catalog Number: 108371

human kidney using Catalog No:108371(BBS4 antibody) at dilution of 1:50 (under 10x lens)



Immunohistochemical of paraffin-embedded human kidney using Catalog No:108371(BBS4 antibody) at dilution of 1:50 (under 40x lens)