

# Barkor antibody

Catalog Number: 108360

## Product name

Barkor antibody

IHC: 1:20-1:200

IF: 1:10-1:100


## Specificity

Human, Mouse; other species not tested.

## Validations

## Antibody description

Barkor Rabbit Polyclonal antibody. Positive IF detected in HeLa cells. Positive IHC detected in human brain tissue, human liver tissue. Positive WB detected in mouse brain tissue. Observed molecular weight by Western-blot: 60 kDa



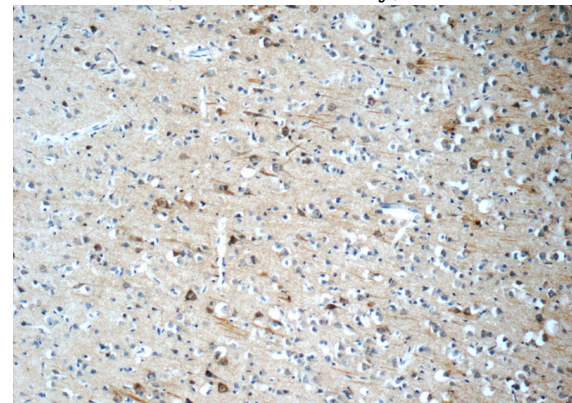
## Preparation

This antibody was obtained by immunization of Barkor recombinant protein (Accession Number: NM\_014924). Purification method: Antigen affinity purified.

mouse brain tissue were subjected to SDS PAGE followed by western blot with Catalog No:108360(Barkor Antibody) at dilution of 1:600

## Formulation

PBS with 0.1% sodium azide and 50% glycerol pH 7.3.



## Storage

Store at -20°C. DO NOT ALIQUOT

## Clonality

Polyclonal

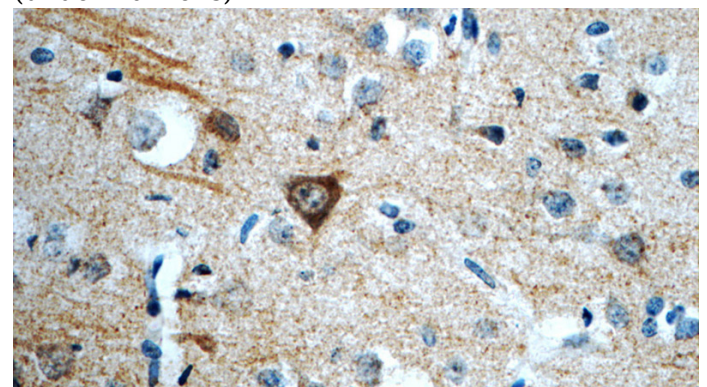
Immunohistochemistry of paraffin-embedded human brain slide using Catalog No:108360(Barkor Antibody) at dilution of 1:50 (under 10x lens)

## Ig Type

Rabbit IgG

## Applications

ELISA, WB, IF, IHC



## Dilutions

Recommended Dilution:

WB: 1:200-1:2000

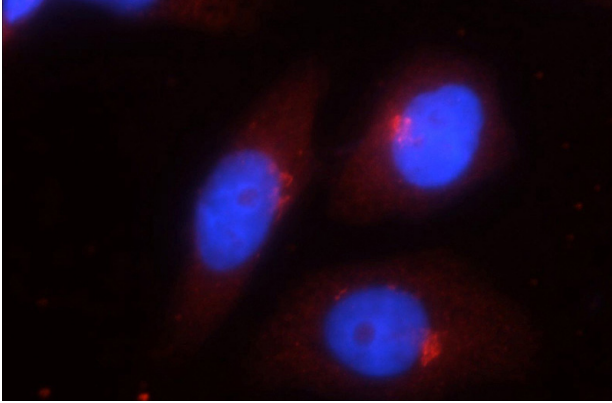
Immunohistochemistry of paraffin-embedded

# Barkor antibody

Catalog Number: 108360

---

human brain slide using Catalog  
No:108360(Barkor Antibody) at dilution of 1:50  
(under 40x lens)



Immunofluorescent analysis of HeLa cells using  
Catalog No:108360(Barkor Antibody) at dilution of  
1:25 and Rhodamine-Goat anti-Rabbit IgG