

ATGL antibody

Catalog Number: 108329

Product name

ATGL antibody

IP: 1:200-1:2000

IF: 1:10-1:100

Specificity

Human, Mouse, Rat; other species not tested.

Antibody description

ATGL Rabbit Polyclonal antibody. Positive IF detected in A431 cells. Positive IP detected in mouse testis tissue. Positive WB detected in 3T3-L1 cells, A431 cells, HeLa cells, human heart tissue, mouse heart tissue, mouse testis tissue, rat heart tissue. Observed molecular weight by Western-blot: 55 kDa

Preparation

This antibody was obtained by immunization of Peptide (Accession Number: NM_020376). Purification method: Antigen affinity purified.

Formulation

PBS with 0.02% sodium azide and 50% glycerol pH 7.3.

Storage

Store at -20°C. DO NOT ALIQUOT

Clonality

Polyclonal

Ig Type

Rabbit IgG

Applications


ELISA, WB, IF, IP

Dilutions

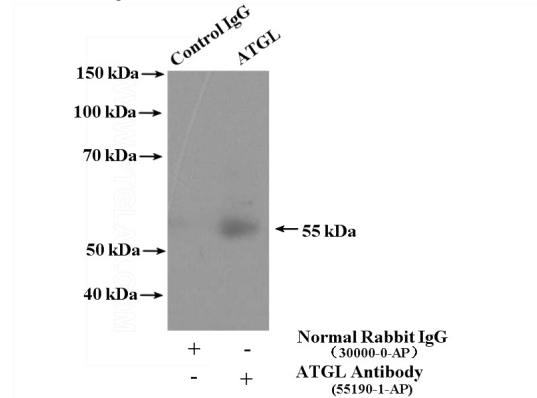
Recommended Dilution:

WB: 1:200-1:2000

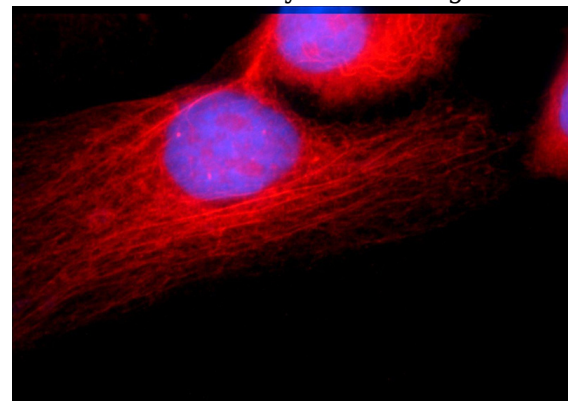
Validations



3T3-L1 cells were subjected to SDS PAGE followed by western blot with Catalog No:108329(ATGL antibody) at dilution of 1:500



IP Result of anti-ATGL (IP:Catalog No:108329, 4ug; Detection:Catalog No:108329 1:500) with mouse testis tissue lysate 4000ug.



Immunofluorescent analysis of A431 cells using Catalog No:108329(ATGL Antibody) at dilution of

ATGL antibody



Catalog Number: 108329

1:25 and Rhodamine-Goat anti-Rabbit IgG