

ATX3,ATXN3 antibody



Catalog Number: 108328

Product name

ATX3,ATXN3 antibody

WB: 1:200-1:2000

IHC: 1:20-1:200

Specificity

Human,Mouse,Rat; other species not tested.

Antibody description

ATX3,ATXN3 Rabbit Polyclonal antibody. Positive IHC detected in human pancreas cancer tissue. Positive WB detected in mouse pancreas tissue, HEK-293 cells, mouse brain tissue, mouse heart tissue, mouse liver tissue, mouse placenta tissue. Observed molecular weight by Western-blot: 35-42 kDa

Preparation

This antibody was obtained by immunization of ATX3,ATXN3 recombinant protein (Accession Number: BC033711). Purification method: Antigen affinity purified.

Formulation

PBS with 0.02% sodium azide and 50% glycerol pH 7.3.

Storage

Store at -20°C. DO NOT ALIQUOT

Clonality

Polyclonal

Ig Type

Rabbit IgG


Applications

ELISA, WB, IHC

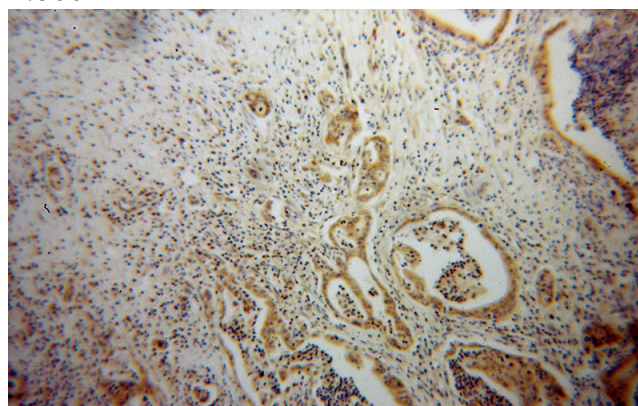
Dilutions

Recommended Dilution:

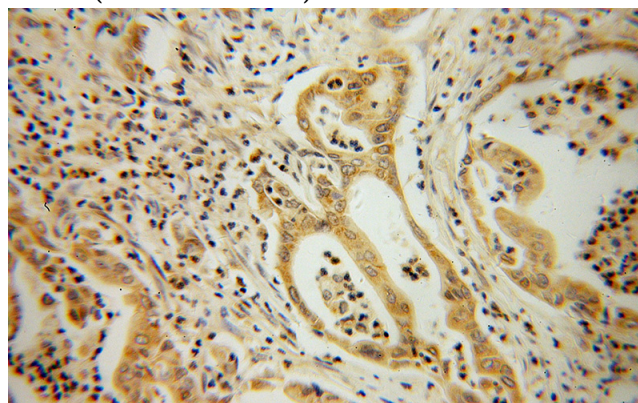
Validations



mouse pancreas tissue were subjected to SDS PAGE followed by western blot with Catalog No:108328(ATX3,ATXN3 antibody) at dilution of 1:500



Immunohistochemical of paraffin-embedded human pancreas cancer using Catalog No:108328(ATX3,ATXN3 antibody) at dilution of 1:100 (under 10x lens)



ATX3,ATXN3 antibody



Catalog Number: 108328

Immunohistochemical of paraffin-embedded human pancreas cancer using Catalog

No:108328(ATX3,ATXN3 antibody) at dilution of 1:100 (under 40x lens)