

ATG12 antibody

Catalog Number: 108289

Product name

ATG12 antibody

IHC: 1:10-1:100

IF: 1:10-1:100

Specificity

Human, Mouse, Rat; other species not tested.

Antibody description

ATG12 Rabbit Polyclonal antibody. Positive IHC detected in human colon cancer tissue. Positive IF detected in PC-3 cells. Positive WB detected in PC-3 cells, COLO 320 cells, NIH/3T3 cells. Observed molecular weight by Western-blot: 48-55kd

Preparation

This antibody was obtained by immunization of ATG12 recombinant protein (Accession Number: BC012266). Purification method: Antigen affinity purified.

Formulation

PBS with 0.1% sodium azide and 50% glycerol pH 7.3.

Storage

Store at -20°C. DO NOT ALIQUOT

Clonality

Polyclonal

Ig Type

Rabbit IgG

Applications


ELISA, WB, IHC, IF

Dilutions

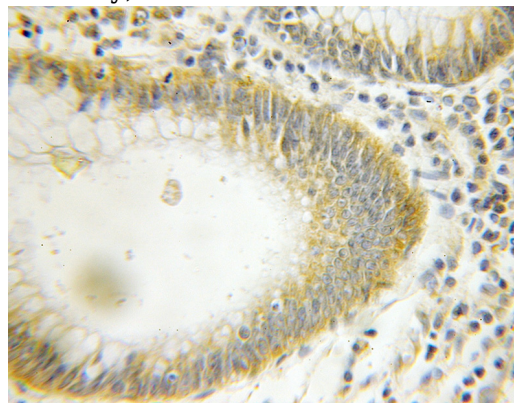
Recommended Dilution:

WB: 1:500-1:5000

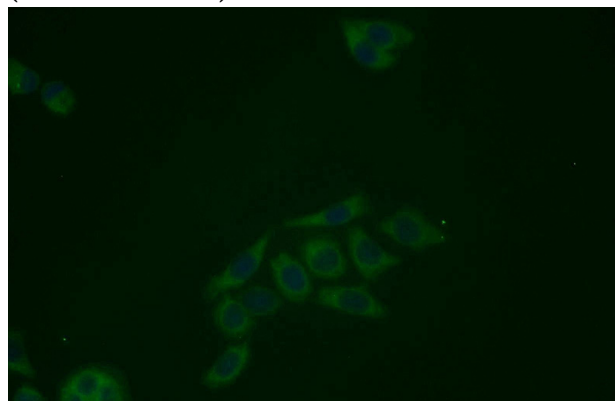
Validations



PC-3 cells were subjected to SDS PAGE followed by western blot with Catalog No:108289(ATG12 antibody) at dilution of 1:800



Immunohistochemical of paraffin-embedded human colon cancer using Catalog No:108289(ATG12 antibody) at dilution of 1:10 (under 10x lens)



Immunofluorescent analysis of PC-3 cells using

ATG12 antibody



Catalog Number: 108289

Catalog No:108289(ATG12 Antibody) at dilution of 1:25 and Alexa Fluor 488-conjugated AffiniPure Goat Anti-Rabbit IgG(H+L)