

ATAD2 antibody

Catalog Number: 108277

Product name

ATAD2 antibody

IP: 1:200-1:2000

IF: 1:50-1:500

Specificity

Human; other species not tested.

Antibody description

ATAD2 Rabbit Polyclonal antibody. Positive IF detected in HeLa cells. Positive WB detected in HeLa cells. Positive IP detected in HeLa cells. Observed molecular weight by Western-blot: 159 kDa

Preparation

This antibody was obtained by immunization of ATAD2 recombinant protein (Accession Number: NM_014109). Purification method: Antigen Affinity purified.

Formulation

PBS with 0.02% sodium azide and 50% glycerol pH 7.3.

Storage

Store at -20°C. DO NOT ALIQUOT

Clonality

Polyclonal

Ig Type

Rabbit IgG

Applications

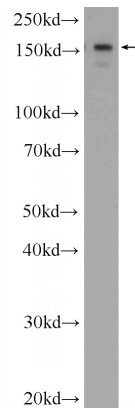
ELISA, WB, IP, IF

Dilutions

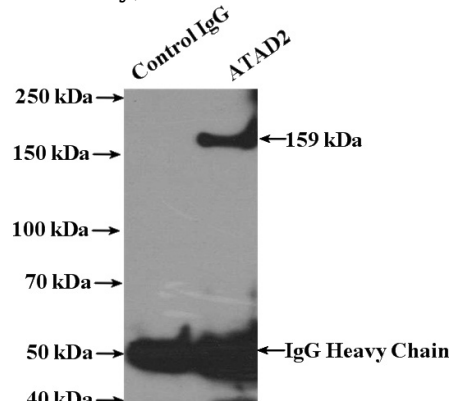
Recommended Dilution:

WB: 1:200-1:2000

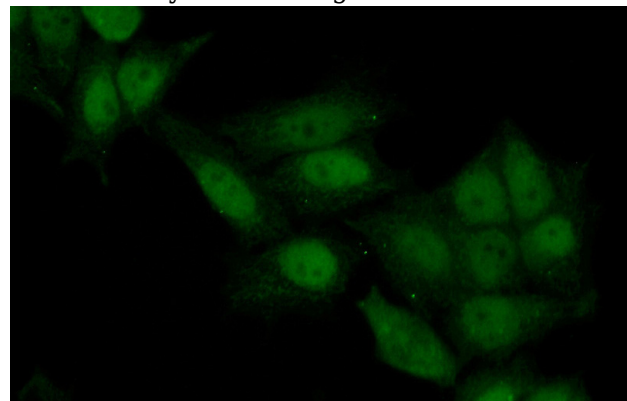
Validations



HeLa cells were subjected to SDS PAGE followed by western blot with Catalog No:108277(ATAD2 Antibody) at dilution of 1:600



IP Result of anti-ATAD2 (IP:Catalog No:108277, 4ug; Detection:Catalog No:108277 1:500) with HeLa cells lysate 3200ug.



Immunofluorescent analysis of (10% Formaldehyde) fixed HeLa cells using Catalog

ATAD2 antibody



Catalog Number: 108277

No:108277(ATAD2 Antibody) at dilution of 1:50

and Alexa Fluor 488-conjugated AffiniPure Goat
Anti-Rabbit IgG(H+L)