

# ARF5 antibody



Catalog Number: 108247

## Product name

ARF5 antibody

## Immunogen

[Human ARF5 Recombinant protein \(GST tag\)](#)

## Specificity

Human, Mouse, Rat; other species not tested.

## Antibody description

ARF5 Rabbit Polyclonal antibody. Positive WB detected in MCF7 cells, HeLa cells, human liver tissue, mouse brain tissue. Positive IHC detected in human breast cancer tissue. Observed molecular weight by Western-blot: 21 kDa

## Preparation

This antibody was obtained by immunization of ARF5 recombinant protein (Accession Number: NM\_001662). Purification method: Antigen affinity purified.

## Formulation

PBS with 0.02% sodium azide and 50% glycerol pH 7.3.

## Storage

Store at -20°C. DO NOT ALIQUOT

## Clonality

Polyclonal

## Ig Type

Rabbit IgG

## Applications

ELISA, WB, IHC


## Dilutions

Recommended Dilution:

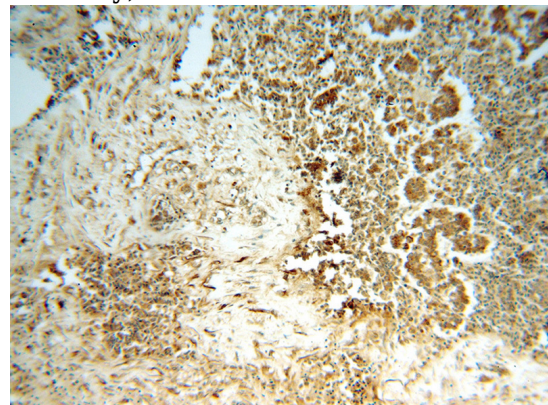
WB: 1:500-1:5000

IHC: 1:20-1:200

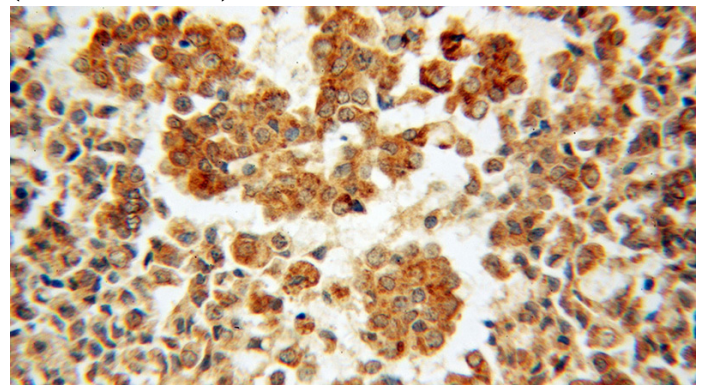
## Validations



MCF7 cells were subjected to SDS PAGE followed by western blot with Catalog No:108247(ARF5 antibody) at dilution of 1:500



Immunohistochemical of paraffin-embedded human breast cancer using Catalog No:108247(ARF5 antibody) at dilution of 1:50 (under 10x lens)



# ARF5 antibody



Catalog Number: 108247

---

Immunohistochemical of paraffin-embedded  
human breast cancer using Catalog

No:108247(ARF5 antibody) at dilution of 1:50  
(under 40x lens)