

ARF4 antibody

Catalog Number: 108246

Product name

ARF4 antibody

Immunogen

[Human ARF4 Recombinant protein \(GST tag\)](#)

Specificity

Human, Mouse, Rat; other species not tested.

Antibody description

ARF4 Rabbit Polyclonal antibody. Positive WB detected in mouse brain tissue, HeLa cells, HepG2 cells, human brain tissue, rat brain tissue. Positive IP detected in mouse brain tissue. Positive IHC detected in human breast cancer tissue, human colon cancer tissue. Positive IF detected in HepG2 cells. Positive FC detected in K-562 cells. Observed molecular weight by Western-blot: 21 kDa

Preparation

This antibody was obtained by immunization of ARF4 recombinant protein (Accession Number: NM_001660). Purification method: Antigen affinity purified.

Formulation

PBS with 0.1% sodium azide and 50% glycerol pH 7.3.

Storage

Store at -20°C. DO NOT ALIQUOT

Clonality

Polyclonal

Ig Type

Rabbit IgG

Applications

ELISA, WB, IHC, IP, IF, FC

Dilutions

Recommended Dilution:

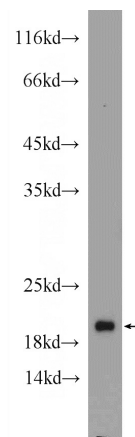
WB: 1:200-1:2000

IP: 1:200-1:2000


IHC: 1:20-1:200

IF: 1:20-1:200

Validations



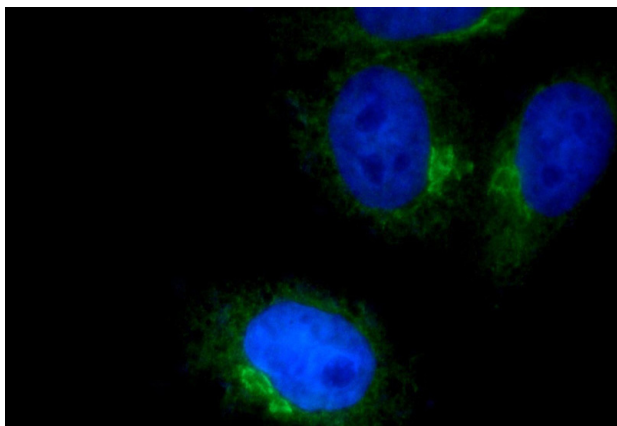
mouse brain tissue were subjected to SDS PAGE followed by western blot with Catalog No:108246(ARF4 Antibody) at dilution of 1:800



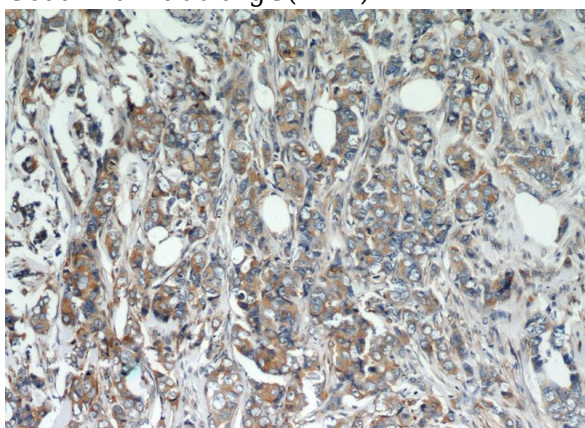
IP Result of anti-ARF4 (IP:Catalog No:108246, 3ug; Detection:Catalog No:108246 1:600) with mouse brain tissue lysate 5200ug.

ARF4 antibody

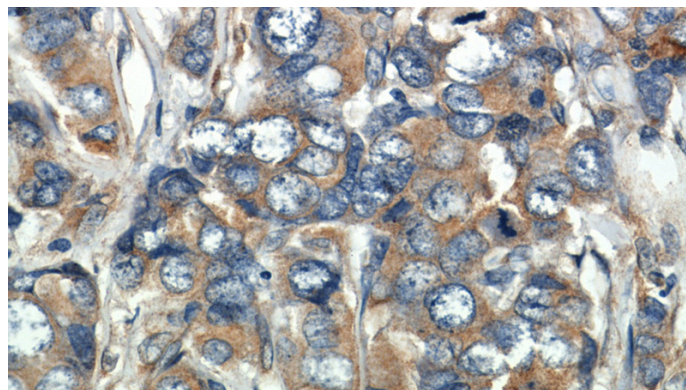
Catalog Number: 108246



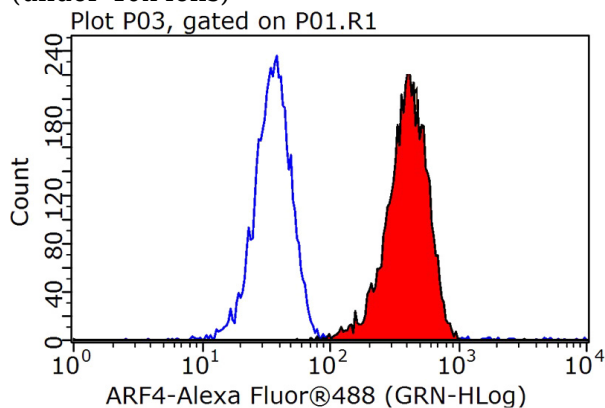
Immunofluorescent analysis of HepG2 cells using Catalog No:108246(ARF4 Antibody) at dilution of 1:50 and Alexa Fluor 488-conjugated AffiniPure Goat Anti-Rabbit IgG(H+L)



Immunohistochemistry of paraffin-embedded human breast cancer slide using Catalog No:108246(ARF4 Antibody) at dilution of 1:50 (under 10x lens)



Immunohistochemistry of paraffin-embedded human breast cancer slide using Catalog No:108246(ARF4 Antibody) at dilution of 1:50 (under 40x lens)



1×10^6 K-562 cells were stained with 0.2ug ARF4 antibody (Catalog No:108246, red) and control antibody (blue). Fixed with 90% MeOH blocked with 3% BSA (30 min). Alexa Fluor 488-conjugated AffiniPure Goat Anti-Rabbit IgG(H+L) with dilution 1:1000.