

ARL2BP antibody

Catalog Number: 108199

Product name

ARL2BP antibody

Specificity

Human, Mouse, Rat; other species not tested.

Antibody description

ARL2BP Rabbit Polyclonal antibody. Positive IHC detected in human gliomas tissue. Positive WB detected in A549 cells, Transfected HEK-293 cells.

Preparation

This antibody was obtained by immunization of ARL2BP recombinant protein (Accession Number: NM_012106). Purification method: Antigen affinity purified.

Formulation

PBS with 0.1% sodium azide and 50% glycerol pH 7.3.

Storage

Store at -20°C. DO NOT ALIQUOT

Clonality

Polyclonal

Ig Type

Rabbit IgG

Applications

ELISA, IHC, WB

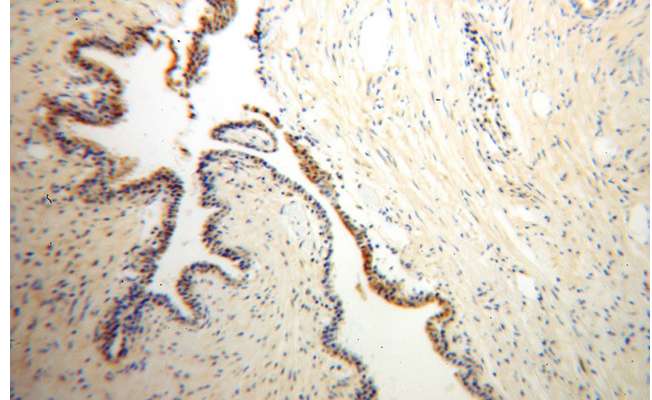
Dilutions

Recommended Dilution:

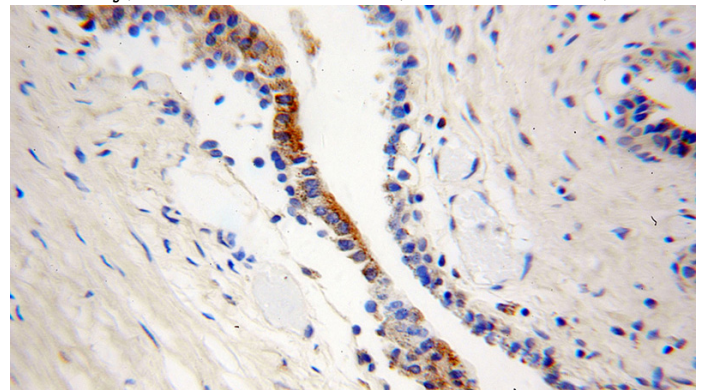
WB: 1:200-1:1000

IHC: 1:20-1:200


Validations



Immunohistochemical of paraffin-embedded human gliomas using Catalog No:108199(ARL2BP antibody) at dilution of 1:50 (under 10x lens)



Immunohistochemical of paraffin-embedded human gliomas using Catalog No:108199(ARL2BP antibody) at dilution of 1:50 (under 40x lens)



A549 cells were subjected to SDS PAGE followed by western blot with Catalog No:108199(ARL2BP Antibody) at dilution of 1:300