

ARK5 antibody

Catalog Number: 108194

Product name

ARK5 antibody

Specificity

Human, Mouse; other species not tested.

Antibody description

ARK5 Rabbit Polyclonal antibody. Positive IHC detected in human colon cancer tissue, human heart tissue. Positive WB detected in mouse brain tissue. Observed molecular weight by Western-blot: 74 kDa

Preparation

This antibody was obtained by immunization of ARK5 recombinant protein (Accession Number: NM_014840). Purification method: Antigen Affinity purified.

Formulation

PBS with 0.02% sodium azide and 50% glycerol pH 7.3.

Storage

Store at -20°C. DO NOT ALIQUOT

Clonality

Polyclonal

Ig Type

Rabbit IgG

Applications

ELISA, WB, IHC

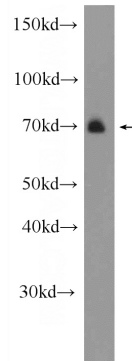
Dilutions

Recommended Dilution:

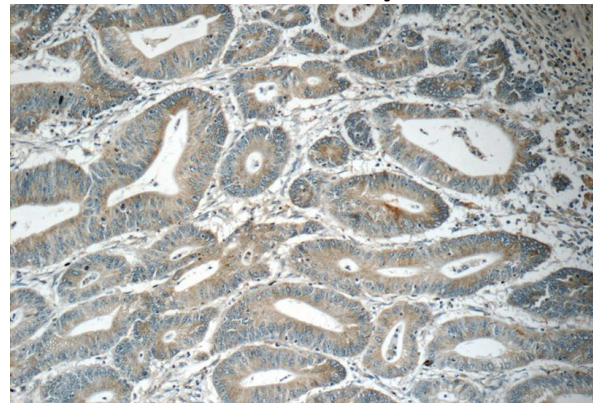
WB: 1:200-1:2000

IHC: 1:20-1:200

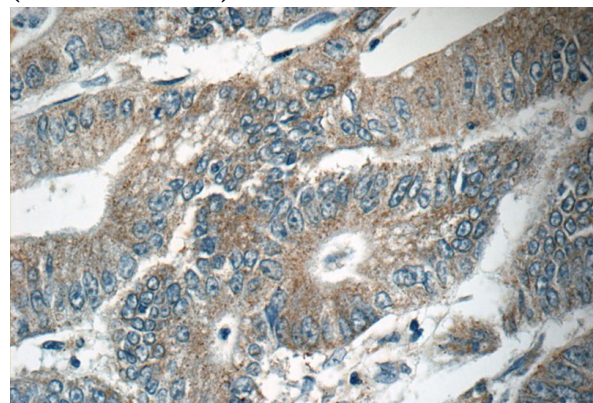
Validations



mouse brain tissue were subjected to SDS PAGE followed by western blot with Catalog No:108194(NUAK1 Antibody) at dilution of 1:600



Immunohistochemistry of paraffin-embedded human colon cancer tissue slide using Catalog No:108194(NUAK1 Antibody) at dilution of 1:50 (under 10x lens)



Immunohistochemistry of paraffin-embedded human colon cancer tissue slide using Catalog

ARK5 antibody



Catalog Number: 108194

No:108194(NUAK1 Antibody) at dilution of 1:50 (under 40x lens)