

ARHGAP4 antibody



Catalog Number: 108177

Product name

ARHGAP4 antibody

IP: 1:200-1:2000

IHC: 1:20-1:200

Specificity

Human; other species not tested.

IF: 1:10-1:100

Antibody description

ARHGAP4 Rabbit Polyclonal antibody. Positive IF detected in HeLa cells. Positive IHC detected in human spleen tissue, human testis tissue. Positive IP detected in HL-60 cells. Positive WB detected in HL-60 cells. Observed molecular weight by Western-blot: 115 kDa

Validations

Preparation

This antibody was obtained by immunization of ARHGAP4 recombinant protein (Accession Number: NM_001164741). Purification method: Antigen affinity purified.

Formulation

PBS with 0.02% sodium azide and 50% glycerol pH 7.3.

Storage

Store at -20°C. DO NOT ALIQUOT

Clonality

Polyclonal

Ig Type

Rabbit IgG


Applications

ELISA, IHC, WB, IF, IP

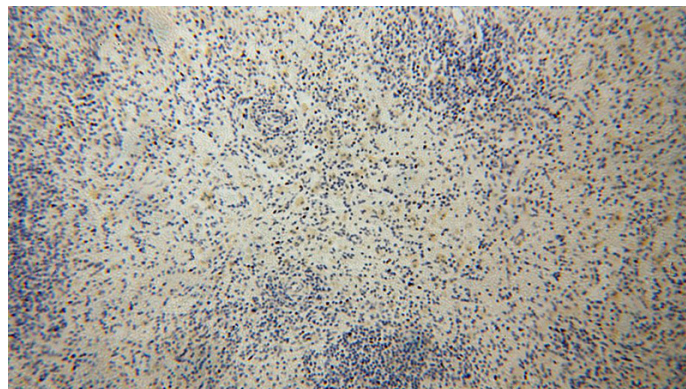
Dilutions

Recommended Dilution:

WB: 1:500-1:5000



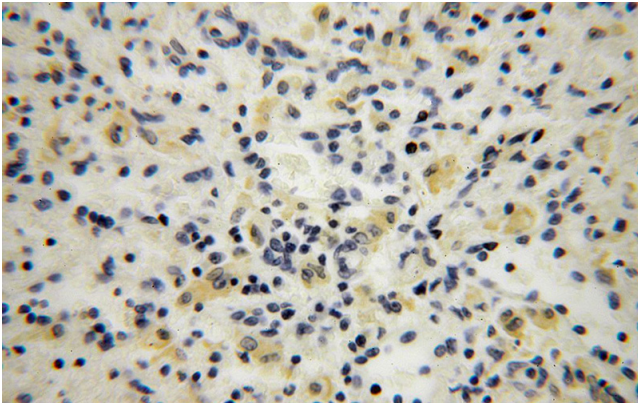
HL-60 cells were subjected to SDS PAGE followed by western blot with Catalog No:108177(ARHGAP4 antibody) at dilution of 1:1000



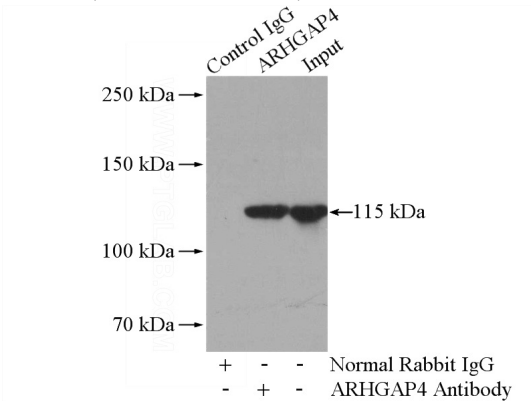
Immunohistochemical of paraffin-embedded human spleen using Catalog No:108177(ARHGAP4 antibody) at dilution of 1:100 (under 10x lens)

ARHGAP4 antibody

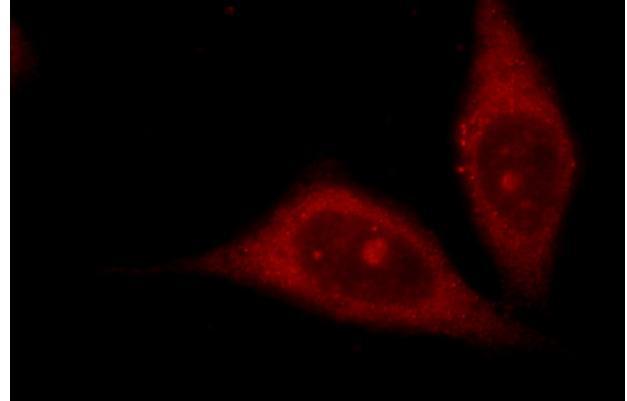
Catalog Number: 108177



Immunohistochemical of paraffin-embedded human spleen using Catalog No:108177(ARHGAP4 antibody) at dilution of 1:100 (under 40x lens)



IP Result of anti-ARHGAP4 (IP:Catalog No:108177, 4ug; Detection:Catalog No:108177 1:500) with HL-60 cells lysate 1000ug.



Immunofluorescent analysis of HeLa cells using Catalog No:108177(ARHGAP4 Antibody) at dilution of 1:25 and Rhodamine-Goat anti-Rabbit IgG