

**Product name**

ARSA antibody

**Specificity**

Human, Mouse, Rat; other species not tested.

**Antibody description**

ARSA Rabbit Polyclonal antibody. Positive WB detected in mouse testis tissue. Positive IHC detected in human cervical cancer tissue, human testis tissue. Observed molecular weight by Western-blot: 56kd

**Preparation**

This antibody was obtained by immunization of ARSA recombinant protein (Accession Number: NM\_001085427). Purification method: Antigen affinity purified.

**Formulation**

PBS with 0.02% sodium azide and 50% glycerol pH 7.3.

**Storage**

Store at -20°C. DO NOT ALIQUOT

**Clonality**

Polyclonal

**Ig Type**

Rabbit IgG

**Applications**


ELISA, WB, IHC

**Dilutions**

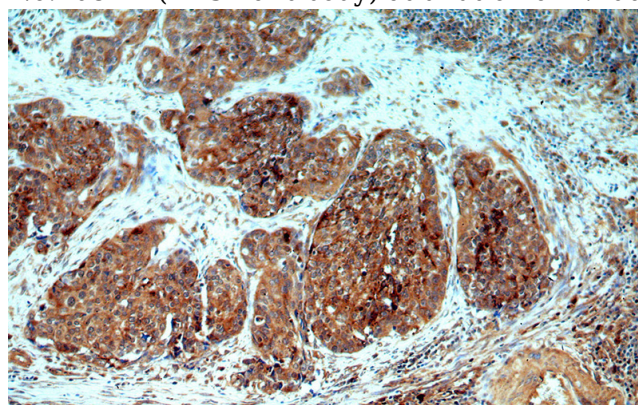
Recommended Dilution:

WB: 1:500-1:5000

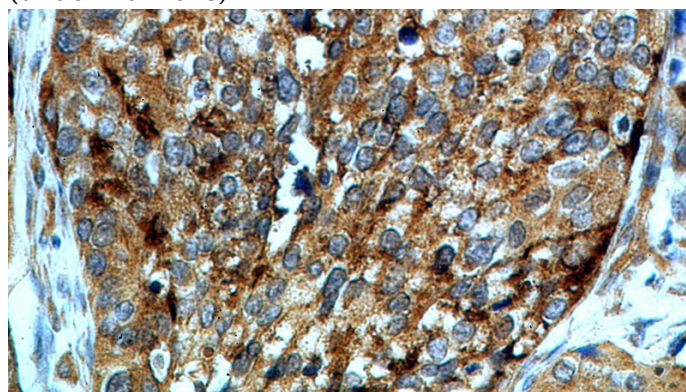
IHC: 1:20-1:200

**Validations**

mouse testis tissue were subjected to SDS PAGE followed by western blot with Catalog No:108174(ARSA antibody) at dilution of 1:1000



Immunohistochemical of paraffin-embedded human cervical cancer using Catalog No:108174(ARSA antibody) at dilution of 1:50 (under 10x lens)



Immunohistochemical of paraffin-embedded human cervical cancer using Catalog No:108174(ARSA antibody) at dilution of 1:50

# ARSA antibody



Catalog Number: 108174

---

(under 40x lens)