

ARNT,HIF1B antibody



Catalog Number: 108158

Product name

ARNT,HIF1B antibody

IP: 1:500-1:5000

IF: 1:50-1:500


Specificity

Human, Mouse; other species not tested.

Validations

Antibody description

ARNT,HIF1B Rabbit Polyclonal antibody. Positive IP detected in HepG2 cells. Positive WB detected in HepG2 cells. Positive IF detected in HepG2 cells. Observed molecular weight by Western-blot: 86 kDa



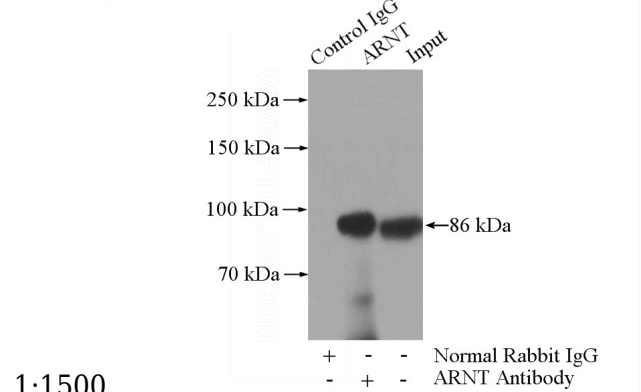
Preparation

This antibody was obtained by immunization of ARNT,HIF1B recombinant protein (Accession Number: BC060838). Purification method: Antigen affinity purified.

HepG2 cells were subjected to SDS PAGE followed by western blot with Catalog No:108158(ARNT,HIF1B antibody) at dilution of

Formulation

PBS with 0.02% sodium azide and 50% glycerol pH 7.3.



Storage

Store at -20°C. DO NOT ALIQUOT

1:1500

Clonality

Polyclonal

IP Result of anti-ARNT,HIF1B (IP:Catalog No:108158, 4ug; Detection:Catalog No:108158 1:1000) with HepG2 cells lysate 3600ug.

Ig Type

Rabbit IgG

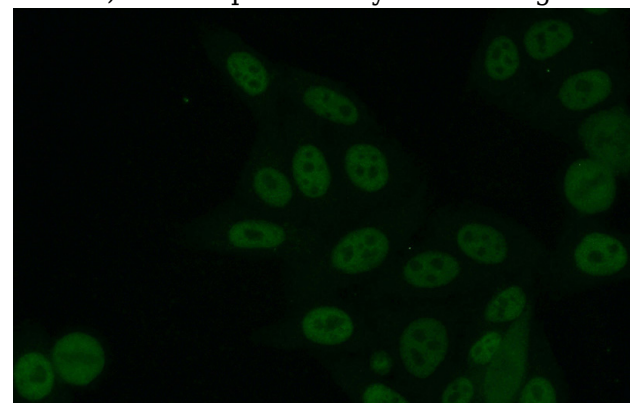
Applications

ELISA, WB, IP, IF

Dilutions

Recommended Dilution:

WB: 1:1000-1:10000



Immunofluorescent analysis of (10%

ARNT,HIF1B antibody



Catalog Number: 108158

Formaldehyde) fixed HepG2 cells using Catalog
No:108158(ARNT,HIF1B Antibody) at dilution of

1:50 and Alexa Fluor 488-conjugated AffiniPure
Goat Anti-Rabbit IgG(H+L)