

ARMC7 antibody

Catalog Number: 108151

Product name

ARMC7 antibody

Immunogen

[Human ARMC7 Recombinant protein \(GST tag\)](#)

Specificity

Human; other species not tested.

Antibody description

ARMC7 Rabbit Polyclonal antibody. Positive IHC detected in human pancreas tissue, human cervical cancer tissue. Positive WB detected in Transfected HEK-293 cells. Observed molecular weight by Western-blot: 27 kDa

Preparation

This antibody was obtained by immunization of ARMC7 recombinant protein (Accession Number: NM_024585). Purification method: Antigen Affinity purified.

Formulation

PBS with 0.02% sodium azide and 50% glycerol pH 7.3.

Storage

Store at -20°C. DO NOT ALIQUOT

Clonality

Polyclonal

Ig Type

Rabbit IgG

Applications

ELISA, WB, IHC

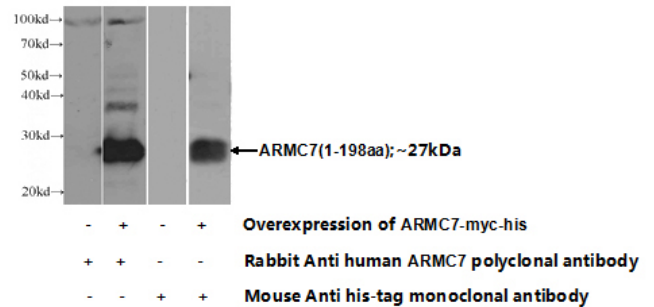
Dilutions

Recommended Dilution:

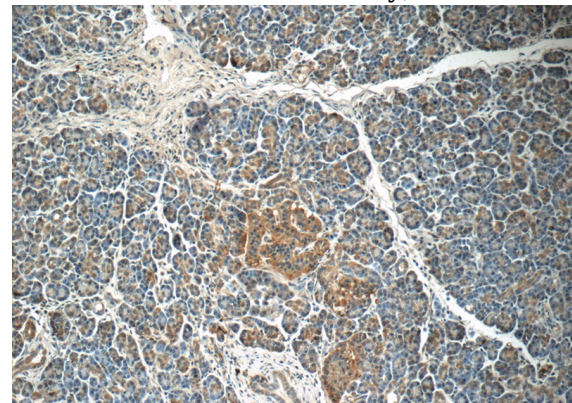
WB: 1:500-1:5000

IHC: 1:20-1:200

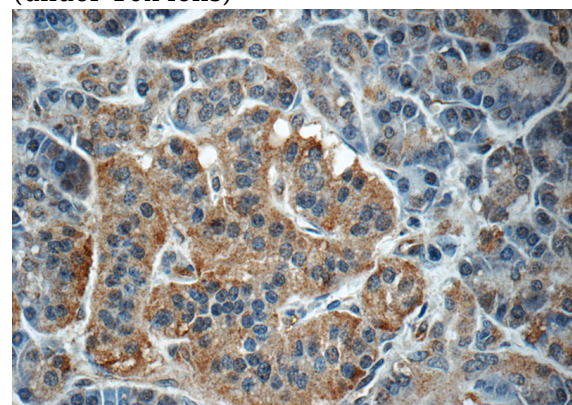
Validations



Transfected HEK-293 cells were subjected to SDS PAGE followed by western blot with Catalog No:108151(ARMC7 Antibody) at dilution of 1:1000



Immunohistochemistry of paraffin-embedded human pancreas tissue slide using Catalog No:108151(ARMC7 Antibody) at dilution of 1:50 (under 10x lens)



Immunohistochemistry of paraffin-embedded

ARMC7 antibody



Catalog Number: 108151

human pancreas tissue slide using Catalog

No:108151(ARMC7 Antibody) at dilution of 1:50
(under 40x lens)