

# ARMC3 antibody



Catalog Number: 108149

## Product name

ARMC3 antibody

IHC: 1:20-1:200

IF: 1:10-1:100

## Specificity

Human, Mouse, Rat; other species not tested.

## Antibody description

ARMC3 Rabbit Polyclonal antibody. Positive WB detected in mouse testis tissue, BxPC-3 cells. Positive IF detected in BxPC-3 cells. Positive IHC detected in human pancreas cancer tissue. Observed molecular weight by Western-blot: 96 kDa

## Preparation

This antibody was obtained by immunization of ARMC3 recombinant protein (Accession Number: NM\_173081). Purification method: Antigen affinity purified.

## Formulation

PBS with 0.1% sodium azide and 50% glycerol pH 7.3.

## Storage

Store at -20°C. DO NOT ALIQUOT

## Clonality

Polyclonal

## Ig Type

Rabbit IgG

## Applications


ELISA, WB, IHC, IF

## Dilutions

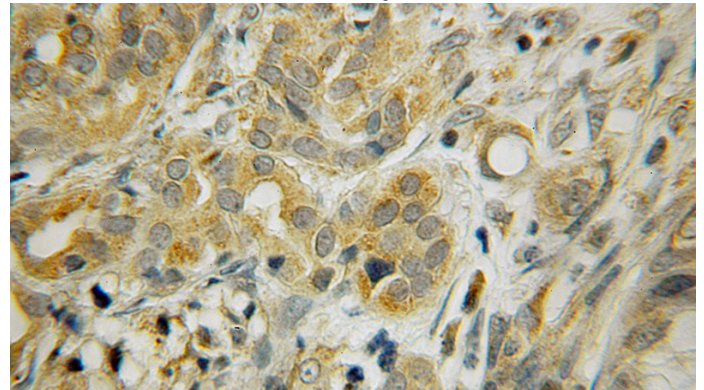
Recommended Dilution:

WB: 1:200-1:2000

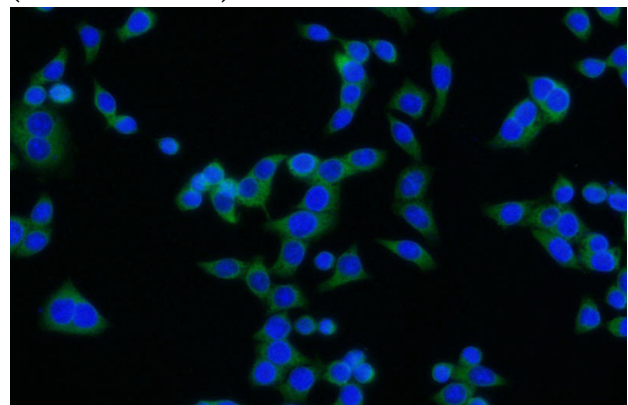
## Validations



mouse testis tissue were subjected to SDS PAGE followed by western blot with Catalog No:108149(ARMC3 antibody) at dilution of 1:800



Immunohistochemical of paraffin-embedded human pancreas cancer using Catalog No:108149(ARMC3 antibody) at dilution of 1:100 (under 10x lens)



Immunofluorescent analysis of BxPC-3 cells using

# ARMC3 antibody



Catalog Number: 108149

---

Catalog No:108149(ARMC3 Antibody) at dilution of 1:25 and Alexa Fluor 488-conjugated AffiniPure Goat Anti-Rabbit IgG(H+L)