

# ARL8B antibody



Catalog Number: 108147

## Product name

ARL8B antibody

## Specificity

Human, Mouse, Rat; other species not tested.

## Antibody description

ARL8B Rabbit Polyclonal antibody. Positive WB detected in fetal human brain tissue, human brain tissue, NIH/3T3 cells. Positive IHC detected in human stomach tissue. Observed molecular weight by Western-blot: 22 kDa

## Preparation

This antibody was obtained by immunization of ARL8B recombinant protein (Accession Number: NM\_018184). Purification method: Antigen affinity purified.

## Formulation

PBS with 0.1% sodium azide and 50% glycerol pH 7.3.

## Storage

Store at -20°C. DO NOT ALIQUOT

## Clonality

Polyclonal

## Ig Type

Rabbit IgG

## Applications

ELISA, IHC, WB


## Dilutions

Recommended Dilution:

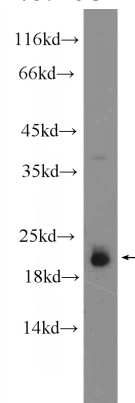
WB: 1:200-1:2000

IHC: 1:20-1:200

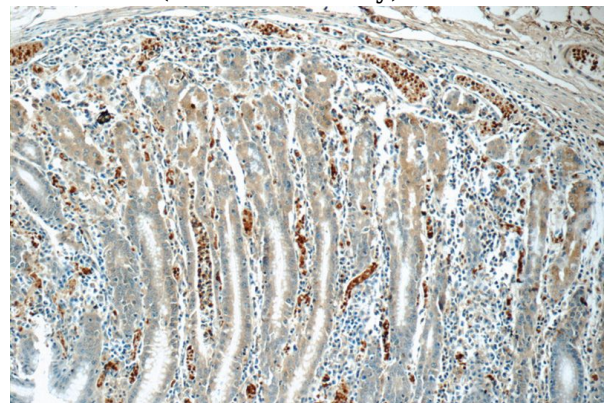
## Validations



fetal human brain tissue were subjected to SDS PAGE followed by western blot with Catalog No:108147(ARL8B Antibody) at dilution of 1:600



NIH/3T3 cells were subjected to SDS PAGE followed by western blot with Catalog No:108147(ARL8B Antibody) at dilution of 1:1000



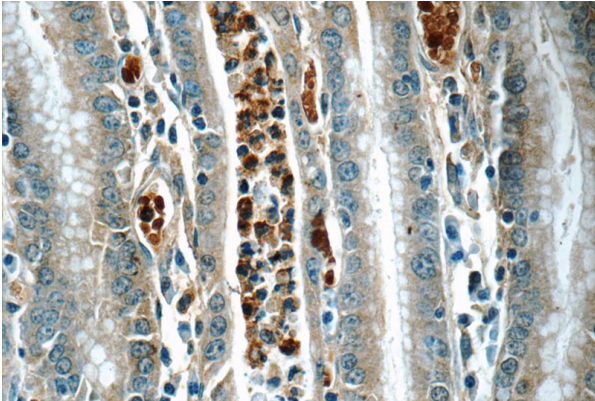
Immunohistochemistry of paraffin-embedded human stomach tissue slide using Catalog No:108147(ARL8B Antibody) at dilution of 1:50

# ARL8B antibody

Catalog Number: 108147

---

(under 10x lens)



Immunohistochemistry of paraffin-embedded human stomach tissue slide using Catalog No:108147(ARL8B Antibody) at dilution of 1:50 (under 40x lens)