

APJ antibody

Catalog Number: 108142

Product name

APJ antibody

Immunogen

[Human APLNR Recombinant protein \(GST tag\)](#)

Specificity

Human, Mouse; other species not tested.

Antibody description

APJ Rabbit Polyclonal antibody. Positive FC detected in SH-SY5Y cells. Positive IHC detected in human colon tissue. Positive WB detected in SH-SY5Y cells. Observed molecular weight by Western-blot: 43 kDa

Preparation

This antibody was obtained by immunization of APJ recombinant protein (Accession Number: NM_005161). Purification method: Antigen affinity purified.

Formulation

PBS with 0.1% sodium azide and 50% glycerol pH 7.3.

Storage

Store at -20°C. DO NOT ALIQUOT

Clonality

Polyclonal

Ig Type

Rabbit IgG

Applications

ELISA, WB, IHC, FC

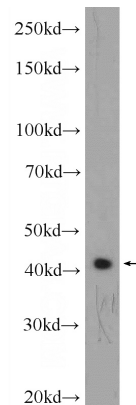
Dilutions

Recommended Dilution:

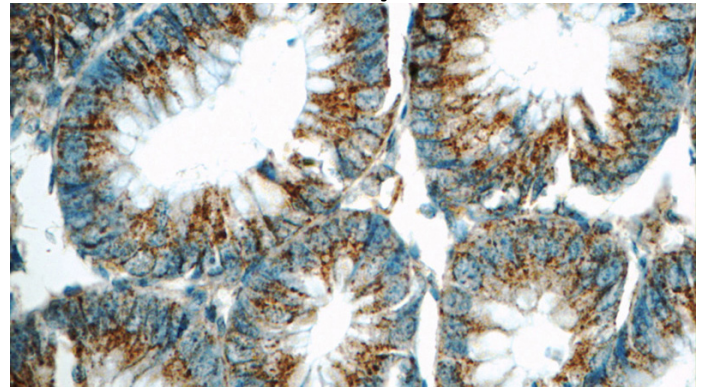
WB: 1:200-1:2000

IHC: 1:20-1:200

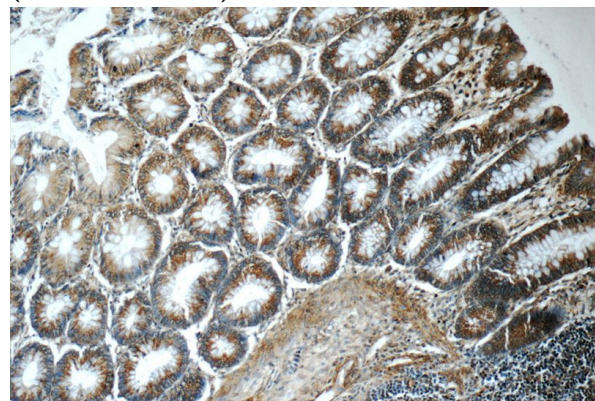
Validations



SH-SY5Y cells were subjected to SDS PAGE followed by western blot with Catalog No:108142(APLNR Antibody) at dilution of 1:600



Immunohistochemistry of paraffin-embedded human colon tissue slide using Catalog No:108142(APLNR Antibody) at dilution of 1:50 (under 40x lens)



APJ antibody

Catalog Number: 108142

Immunohistochemistry of paraffin-embedded human colon tissue slide using Catalog No:108142(APLNR Antibody) at dilution of 1:50 (under 10x lens)

1X10⁶ SH-SY5Y cells were stained with 0.2ug APLNR antibody (Catalog No:108142, red) and control antibody (blue). Fixed with 4% PFA blocked with 3% BSA (30 min). Alexa Fluor 488-conjugated AffiniPure Goat Anti-Rabbit IgG(H+L) with dilution 1:1500.

