

# APC11 antibody



Catalog Number: 108133

## Product name

APC11 antibody

## Specificity

Human, Mouse, Rat; other species not tested.

## Antibody description

APC11 Rabbit Polyclonal antibody. Positive WB detected in mouse pancreas tissue, A549 cells. Positive IHC detected in human skeletal muscle tissue. Observed molecular weight by Western-blot: 21 kDa

## Preparation

This antibody was obtained by immunization of APC11 recombinant protein (Accession Number: NM\_001002244). Purification method: Antigen affinity purified.

## Formulation

PBS with 0.02% sodium azide and 50% glycerol pH 7.3.

## Storage

Store at -20°C. DO NOT ALIQUOT

## Clonality

Polyclonal

## Ig Type

Rabbit IgG

## Applications

ELISA, WB, IHC


## Dilutions

Recommended Dilution:

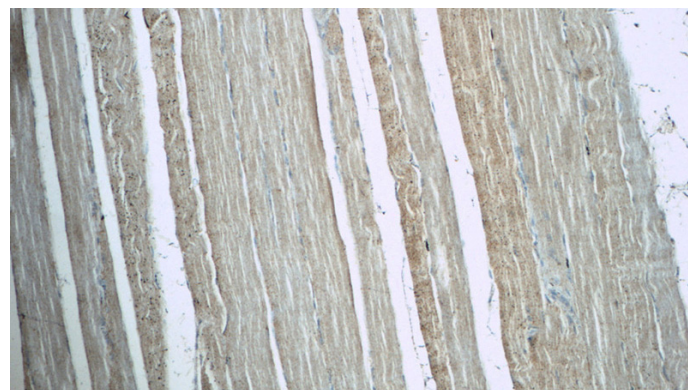
WB: 1:200-1:2000

IHC: 1:20-1:200

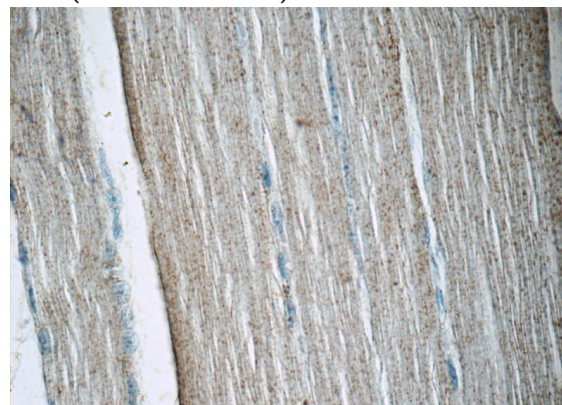
## Validations



mouse pancreas tissue were subjected to SDS PAGE followed by western blot with Catalog No:108133(ANAPC11 antibody) at dilution of 1:400



Immunohistochemistry of paraffin-embedded human skeletal muscle tissue slide using Catalog No:108133(ANAPC11 Antibody) at dilution of 1:50(under 10x lens)



Immunohistochemistry of paraffin-embedded human skeletal muscle tissue slide using Catalog

# APC11 antibody



Catalog Number: 108133

---

No:108133(ANAPC11 Antibody) at dilution of 1:50(under 40x lens)