

Annexin VI antibody

Catalog Number: 108097

Product name

Annexin VI antibody

WB: 1:500-1:5000

IP: 1:200-1:2000

Specificity

Human, Mouse, Rat; other species not tested.

IHC: 1:20-1:200

Antibody description

Annexin VI Rabbit Polyclonal antibody. Positive IHC detected in human colon cancer tissue. Positive IP detected in mouse kidney tissue. Positive WB detected in HeLa cells, human brain tissue, Jurkat cells, mouse brain tissue, mouse kidney tissue, mouse placenta tissue. Observed molecular weight by Western-blot: 67 kDa

Preparation

This antibody was obtained by immunization of Annexin VI recombinant protein (Accession Number: NM_001155). Purification method: Antigen affinity purified.

Formulation

PBS with 0.1% sodium azide and 50% glycerol pH 7.3.

Storage

Store at -20°C. DO NOT ALIQUOT

Clonality

Polyclonal

Ig Type

Rabbit IgG

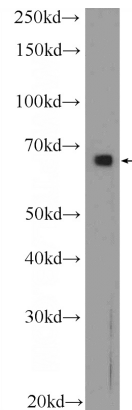
Applications

ELISA, IHC, WB, IP

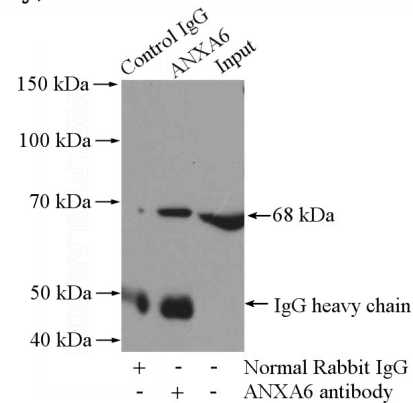
Dilutions

Recommended Dilution:

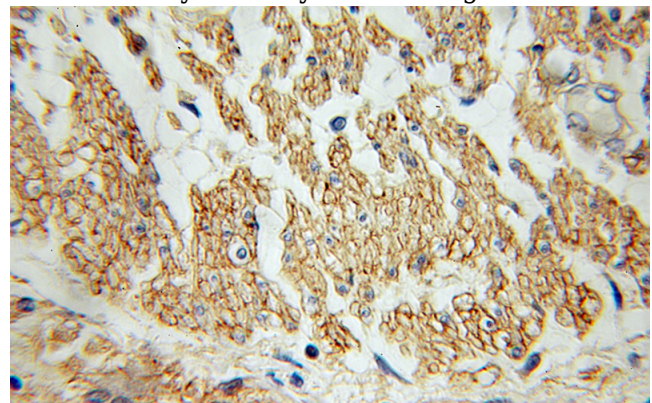
Validations



HeLa cells were subjected to SDS PAGE followed by western blot with Catalog No:108097(ANXA6 Antibody) at dilution of 1:1000



IP Result of anti-ANXA6 (IP:Catalog No:108097, 4ug; Detection:Catalog No:108097 1:500) with mouse kidney tissue lysate 4000ug.



Annexin VI antibody



Catalog Number: 108097

Immunohistochemical of paraffin-embedded human colon cancer using Catalog

No:108097(ANXA6 antibody) at dilution of 1:100 (under 40x lens)