

Annexin V antibody



Catalog Number: 108096

Product name

Annexin V antibody

Specificity

Human, Mouse, Rat; other species not tested.

Antibody description

Annexin V Rabbit Polyclonal antibody. Positive IP detected in HeLa cells. Positive WB detected in HeLa cells, A431 cells, HEK-293 cells, HepG2 cells, human heart tissue, human lung tissue, human placenta tissue, human skeletal muscle tissue, NIH/3T3 cells. Positive IHC detected in human spleen tissue, human lung cancer tissue, human placenta tissue. Positive IF detected in HeLa cells. Positive FC detected in HeLa cells. Observed molecular weight by Western-blot: 36 kDa

Preparation

This antibody was obtained by immunization of Annexin V recombinant protein (Accession Number: NM_001154). Purification method: Antigen affinity purified.

Formulation

PBS with 0.1% sodium azide and 50% glycerol pH 7.3.

Storage

Store at -20°C. DO NOT ALIQUOT

Clonality

Polyclonal

Ig Type

Rabbit IgG

Applications

ELISA, WB, IP, IHC, FC, IF

Dilutions

Recommended Dilution:

WB: 1:200-1:2000

IP: 1:200-1:2000

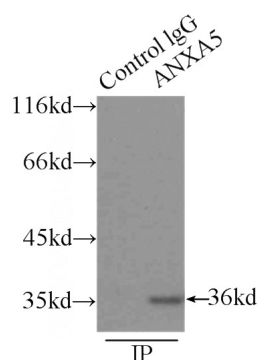
IHC: 1:20-1:200

IF: 1:10-1:100

Validations



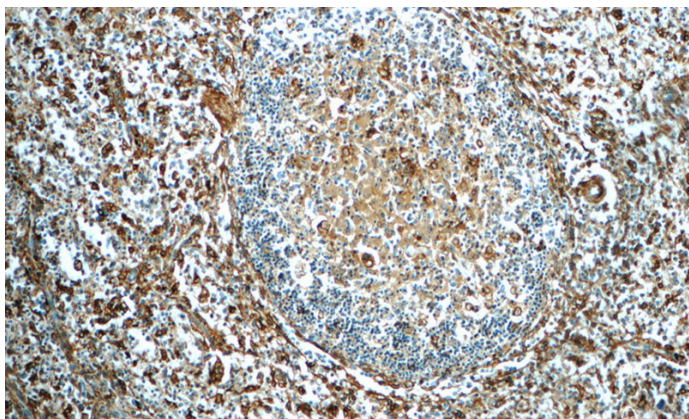
HeLa cells were subjected to SDS PAGE followed by western blot with Catalog No:108096(ANXA5 antibody) at dilution of 1:800



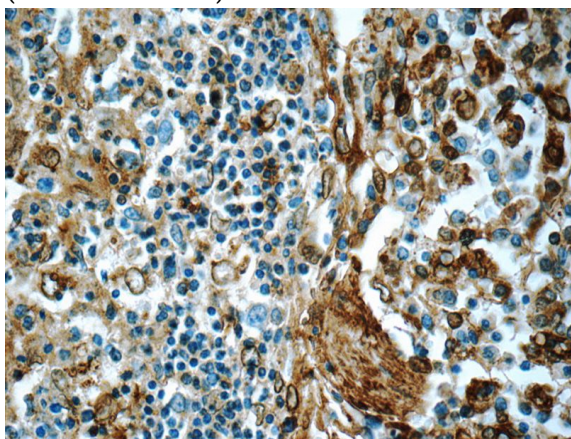
IP Result of anti-ANXA5 (IP:Catalog No:108096, 3ug; Detection:Catalog No:108096 1:500) with HeLa cells lysate 3000ug.

Annexin V antibody

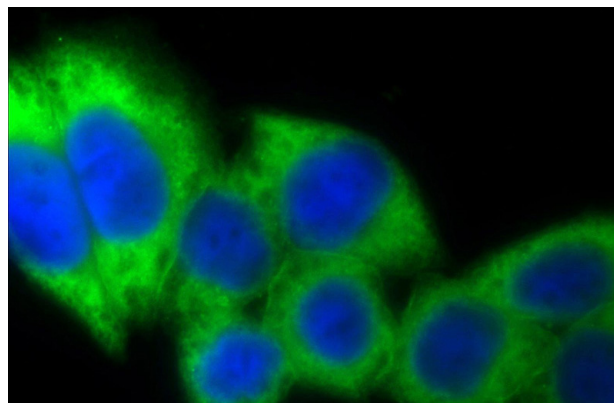
Catalog Number: 108096



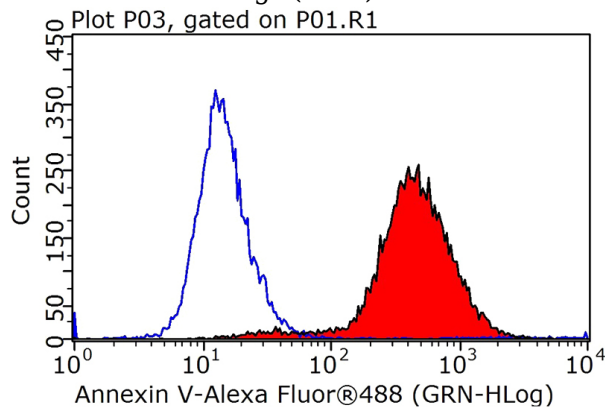
Immunohistochemistry of paraffin-embedded human spleen tissue slide using Catalog No:108096(ANXA5 Antibody) at dilution of 1:400 (under 10x lens)



Immunohistochemistry of paraffin-embedded human spleen tissue slide using Catalog No:108096(ANXA5 Antibody) at dilution of 1:400 (under 40x lens)



Immunofluorescent analysis of HeLa cells using Catalog No:108096(ANXA5 Antibody) at dilution of 1:25 and Alexa Fluor 488-conjugated AffiniPure Goat Anti-Rabbit IgG(H+L)



1×10^6 HeLa cells were stained with 0.2ug ANXA5 antibody (Catalog No:108096, red) and control antibody (blue). Fixed with 90% MeOH blocked with 3% BSA (30 min). Alexa Fluor 488-conjugated AffiniPure Goat Anti-Rabbit IgG(H+L) with dilution 1:1000.