

Annexin IV antibody



Catalog Number: 108095

Product name

Annexin IV antibody

Specificity

Human, Mouse, Rat; other species not tested.

Antibody description

Annexin IV Rabbit Polyclonal antibody. Positive IHC detected in human stomach tissue. Positive WB detected in RAW 264.7 cells, HEK-293 cells, HeLa cells, human placenta tissue. Observed molecular weight by Western-blot: 39 kDa

Preparation

This antibody was obtained by immunization of Annexin IV recombinant protein (Accession Number: XM_047444081). Purification method: Antigen affinity purified.

Formulation

PBS with 0.1% sodium azide and 50% glycerol pH 7.3.

Storage

Store at -20°C. DO NOT ALIQUOT

Clonality

Polyclonal

Ig Type

Rabbit IgG

Applications

ELISA, IHC, WB


Dilutions

Recommended Dilution:

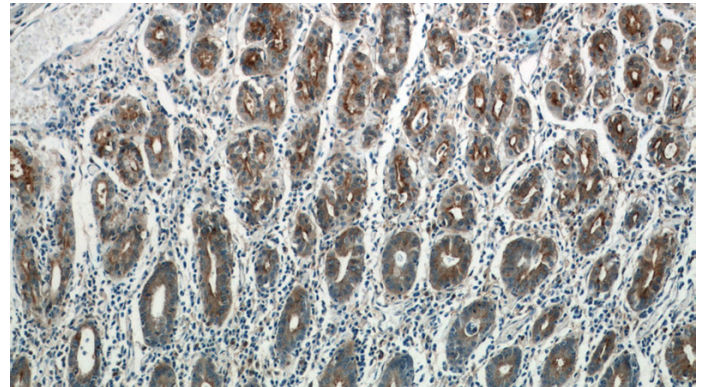
WB: 1:500-1:5000

IHC: 1:20-1:200

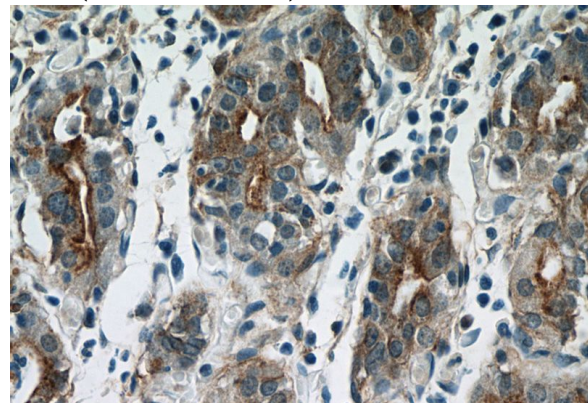
Validations



RAW 264.7 cells were subjected to SDS PAGE followed by western blot with Catalog No:108095(Annexin IV Antibody) at dilution of 1:1000



Immunohistochemistry of paraffin-embedded human stomach tissue slide using Catalog No:108095(Annexin IV Antibody) at dilution of 1:50 (under 10x lens)



Immunohistochemistry of paraffin-embedded human stomach tissue slide using Catalog

Annexin IV antibody



Catalog Number: 108095

No:108095(Annexin IV Antibody) at dilution of 1:50 (under 40x lens)