

ANKS3 antibody



Catalog Number: 108086

Product name

ANKS3 antibody

Immunogen

[Human ANKS3 Recombinant protein \(GST tag\)](#)

Specificity

Human, Mouse; other species not tested.

Antibody description

ANKS3 Rabbit Polyclonal antibody. Positive WB detected in mouse liver tissue, human brain tissue. Positive IHC detected in human hepat°Cirrhosis tissue, human breast cancer tissue. Observed molecular weight by Western-blot: 72 kDa, 63 kDa

Preparation

This antibody was obtained by immunization of ANKS3 recombinant protein (Accession Number: NM_001308089). Purification method: Antigen Affinity purified.

Formulation

PBS with 0.02% sodium azide and 50% glycerol pH 7.3.

Storage

Store at -20°C. DO NOT ALIQUOT

Clonality

Polyclonal

Ig Type

Rabbit IgG

Applications

ELISA, WB, IHC

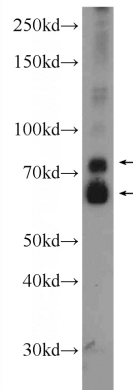
Dilutions

Recommended Dilution:

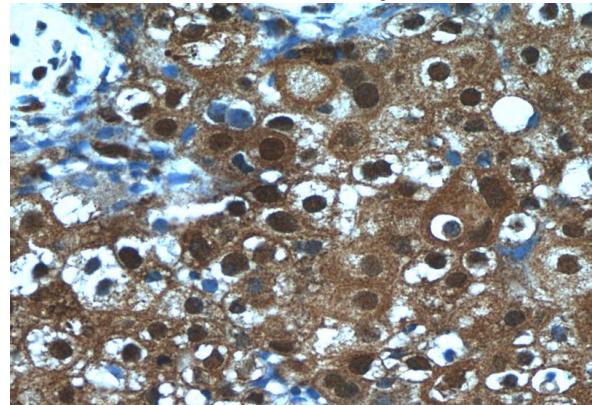
WB: 1:500-1:5000

IHC: 1:20-1:200

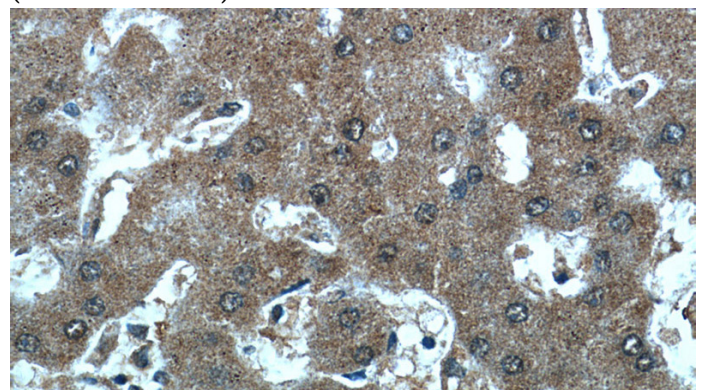
Validations



mouse liver tissue were subjected to SDS PAGE followed by western blot with Catalog No:108086(ANKS3 Antibody) at dilution of 1:1000



Immunohistochemistry of paraffin-embedded human breast cancer tissue slide using Catalog No:108086(ANKS3 Antibody) at dilution of 1:50 (under 40x lens)



ANKS3 antibody



Catalog Number: 108086

Immunohistochemistry of paraffin-embedded
human hepatocirrhosis tissue slide using Catalog

No:108086(ANKS3 Antibody) at dilution of 1:50
(under 40x lens)