

# ANKRD57 antibody



Catalog Number: 108082

## Product name

ANKRD57 antibody

## Immunogen

[Human ANKRD57 Recombinant protein \(GST tag\)](#)

## Specificity

Human; other species not tested.

## Antibody description

ANKRD57 Rabbit Polyclonal antibody. Positive IHC detected in human cerebellum tissue, human cervical cancer tissue. Positive IP detected in HeLa cells. Observed molecular weight by Western-blot: 65-70 kDa

## Preparation

This antibody was obtained by immunization of ANKRD57 recombinant protein (Accession Number: NM\_023016). Purification method: Antigen Affinity purified.

## Formulation

PBS with 0.02% sodium azide and 50% glycerol pH 7.3.

## Storage

Store at -20°C. DO NOT ALIQUOT

## Clonality

Polyclonal

## Ig Type

Rabbit IgG

## Applications

ELISA, IP, IHC

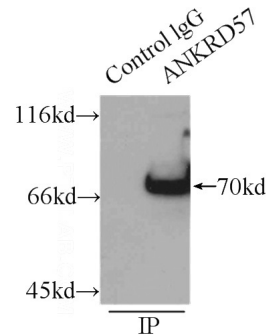
## Dilutions

Recommended Dilution:

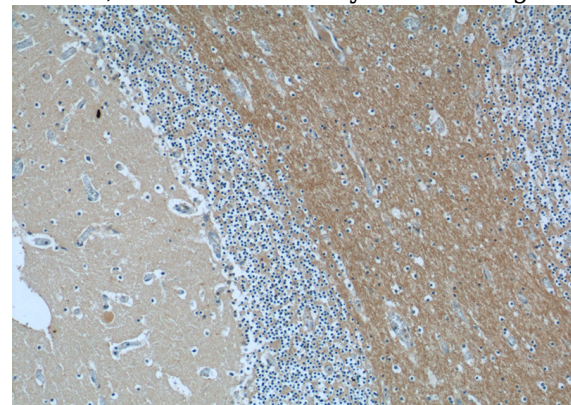
IP: 1:500-1:5000

IHC: 1:20-1:200

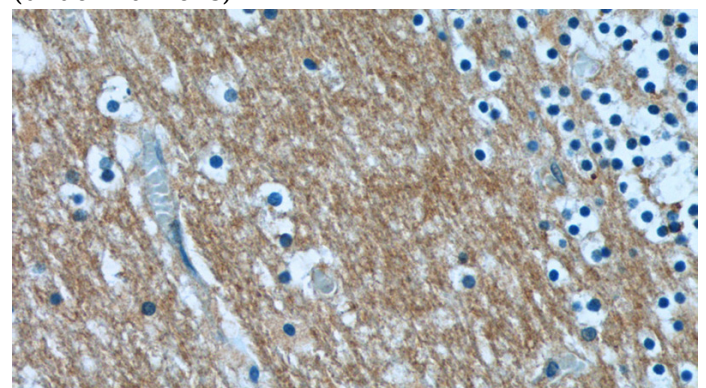
## Validations



IP Result of anti-ANKRD57 (IP:Catalog No:108082, 3ug; Detection:Catalog No:108082 1:1000) with HeLa cells lysate 3000ug.



Immunohistochemistry of paraffin-embedded human cerebellum tissue slide using Catalog No:108082(ANKRD57 Antibody) at dilution of 1:50 (under 10x lens)



# ANKRD57 antibody



Catalog Number: 108082

---

Immunohistochemistry of paraffin-embedded human cerebellum tissue slide using Catalog

No:108082(ANKRD57 Antibody) at dilution of 1:50 (under 40x lens)