

# ANKRD54 antibody



Catalog Number: 108080

## Product name

ANKRD54 antibody

Recommended Dilution:

WB: 1:500-1:5000

## Immunogen

IHC: 1:20-1:200

[Human ANKRD54 Recombinant protein \(GST tag\)](#)


## Validations

## Specificity

Human, Mouse; other species not tested.

## Antibody description

ANKRD54 Rabbit Polyclonal antibody. Positive WB detected in mouse testis tissue, K-562 cells, PC-3 cells. Positive IHC detected in mouse testis tissue, human ovary tissue. Observed molecular weight by Western-blot: 35-37 kDa



## Preparation

This antibody was obtained by immunization of ANKRD54 recombinant protein (Accession Number: NM\_138797). Purification method: Antigen affinity purified.

mouse testis tissue were subjected to SDS PAGE followed by western blot with Catalog No:108080(ANKRD54 Antibody) at dilution of

## Formulation

PBS with 0.1% sodium azide and 50% glycerol pH 7.3.

## Storage

Store at -20°C. DO NOT ALIQUOT

## Clonality

Polyclonal

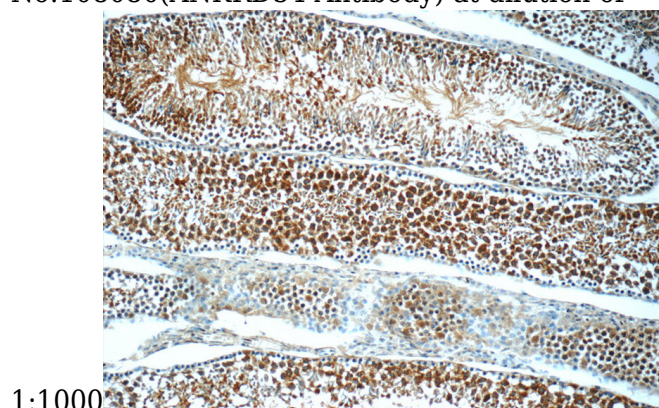
## Ig Type

Rabbit IgG

## Applications

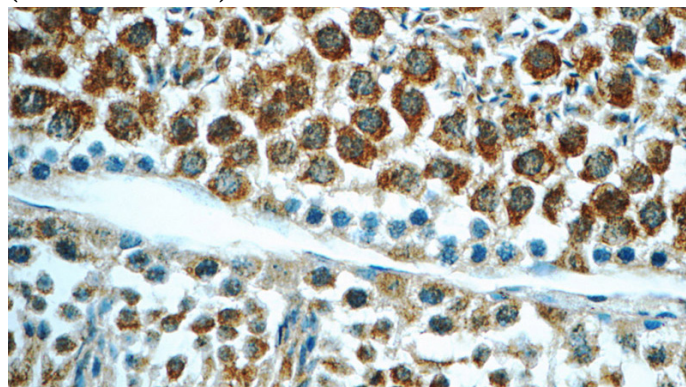
ELISA, WB, IHC

## Dilutions



1:1000

Immunohistochemistry of paraffin-embedded mouse testis tissue slide using Catalog No:108080(ANKRD54 Antibody) at dilution of 1:50 (under 10x lens)



# ANKRD54 antibody



Catalog Number: 108080

---

Immunohistochemistry of paraffin-embedded mouse testis tissue slide using Catalog

No:108080(ANKRD54 Antibody) at dilution of 1:50 (under 40x lens)