

ANKRD39 antibody



Catalog Number: 108076

Product name

ANKRD39 antibody

Specificity

Human; other species not tested.

Antibody description

ANKRD39 Rabbit Polyclonal antibody. Positive IF detected in PC-3 cells. Positive WB detected in PC-3 cells, Transfected HEK-293 cells. Observed molecular weight by Western-blot: 22 kDa

Preparation

This antibody was obtained by immunization of ANKRD39 recombinant protein (Accession Number: NM_016466). Purification method: Antigen Affinity purified.

Formulation

PBS with 0.02% sodium azide and 50% glycerol pH 7.3.

Storage

Store at -20°C. DO NOT ALIQUOT

Clonality

Polyclonal

Ig Type

Rabbit IgG

Applications

ELISA, WB, IF


Dilutions

Recommended Dilution:

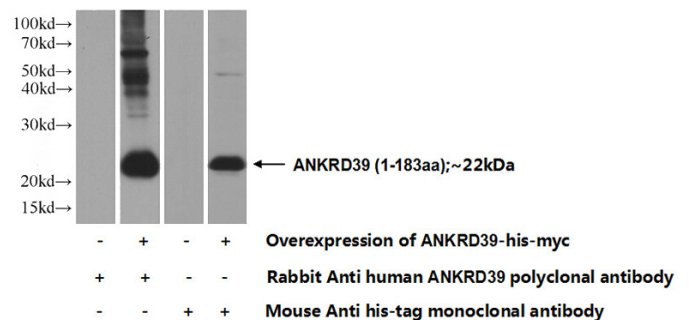
WB: 1:200-1:1000

IF: 1:20-1:200

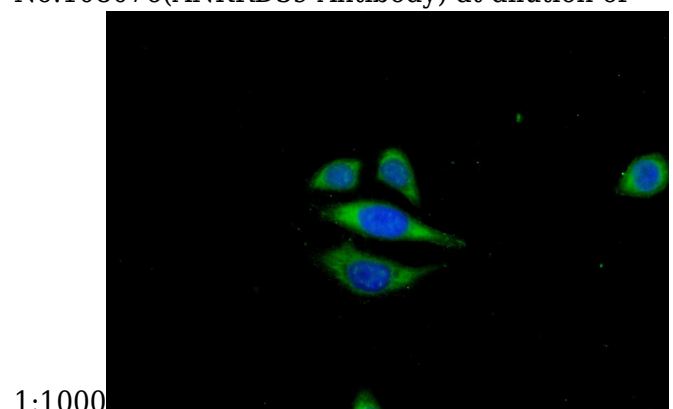
Validations



PC-3 cells were subjected to SDS PAGE followed by western blot with Catalog No:108076(ANKRD39 Antibody) at dilution of 1:300



Transfected HEK-293 cells were subjected to SDS PAGE followed by western blot with Catalog No:108076(ANKRD39 Antibody) at dilution of



Immunofluorescent analysis of (-20oc Ethanol) fixed PC-3 cells using Catalog No:108076(ANKRD39 Antibody) at dilution of 1:50 and Alexa Fluor 488-conjugated AffiniPure Goat Anti-Rabbit IgG(H+L)