

ANKRD26 antibody



Catalog Number: 108072

Product name

ANKRD26 antibody

IF: 1:10-1:100

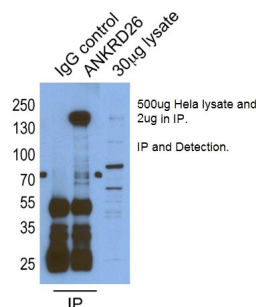
Specificity

Human; other species not tested.

Validations

Antibody description

ANKRD26 Rabbit Polyclonal antibody. Positive IP detected in HeLa cells. Positive IHC detected in human breast cancer tissue, human colon tissue. Positive IF detected in HeLa cells.



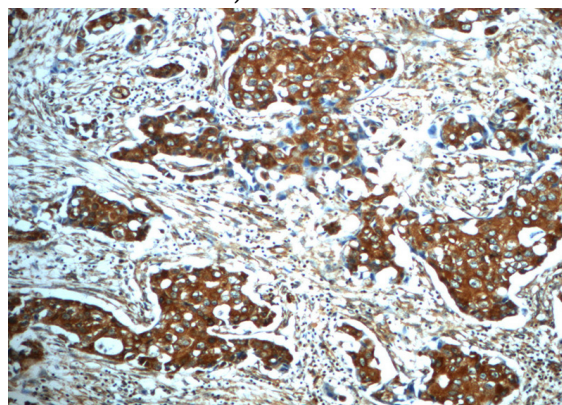
Preparation

This antibody was obtained by immunization of Peptide (Accession Number: NM_014915). Purification method: Antigen affinity purified.

IP result of anti-ANKRD26(Catalog No:108072 for IP and Detection).

Formulation

PBS with 0.1% sodium azide and 50% glycerol pH 7.3.



Storage

Store at -20°C. DO NOT ALIQUOT

Clonality

Polyclonal

Immunohistochemistry of paraffin-embedded human breast cancer slide using Catalog No:108072(ANKRD26 Antibody) at dilution of 1:50

Ig Type

Rabbit IgG

Applications

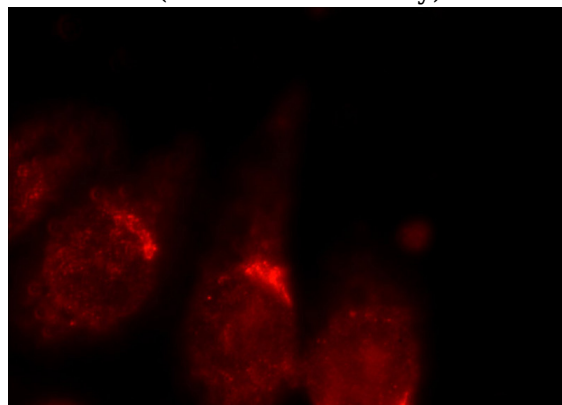
ELISA, IHC, IF, IP

Dilutions

Recommended Dilution:

IP: 1:200-1:2000

IHC: 1:20-1:200



Immunofluorescent analysis of HeLa cells using Catalog No:108072(ANKRD26 Antibody) at dilution of 1:25 and Rhodamine-Goat anti-Rabbit IgG