

ANGPTL4 antibody



Catalog Number: 108058

Product name

ANGPTL4 antibody

Recommended Dilution:

WB: 1:200-1:2000

Specificity

Human, Mouse; other species not tested.

IP: 1:200-1:2000

IHC: 1:20-1:200

Antibody description

ANGPTL4 Rabbit Polyclonal antibody. Positive WB detected in HEK-293 cells, mouse heart tissue. Positive IP detected in mouse heart tissue. Positive IHC detected in human kidney tissue, human heart tissue, human ovary tissue. Positive IF detected in NIH/3T3 cells, HEK-293 cells. Observed molecular weight by Western-blot: 45-50 kDa

IF: 1:20-1:200

Validations

Preparation

This antibody was obtained by immunization of ANGPTL4 recombinant protein (Accession Number: NM_139314). Purification method: Antigen affinity purified.

Formulation

PBS with 0.1% sodium azide and 50% glycerol pH 7.3.

Storage

Store at -20°C. DO NOT ALIQUOT

Clonality

Polyclonal

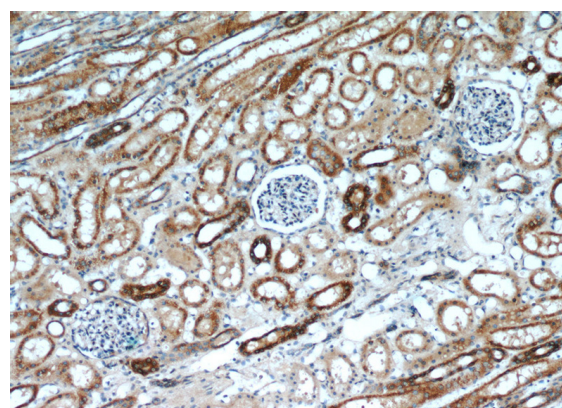
Ig Type

Rabbit IgG

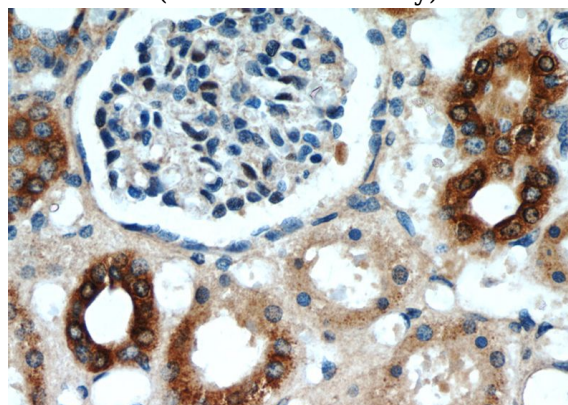
Applications

ELISA, IHC, IF, IP, WB

Dilutions



Immunohistochemistry of paraffin-embedded human kidney slide using Catalog No:108058(ANGPTL4 Antibody) at dilution of 1:50

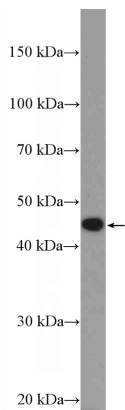


Immunohistochemistry of paraffin-embedded human kidney slide using Catalog No:108058(ANGPTL4 Antibody) at dilution of 1:50

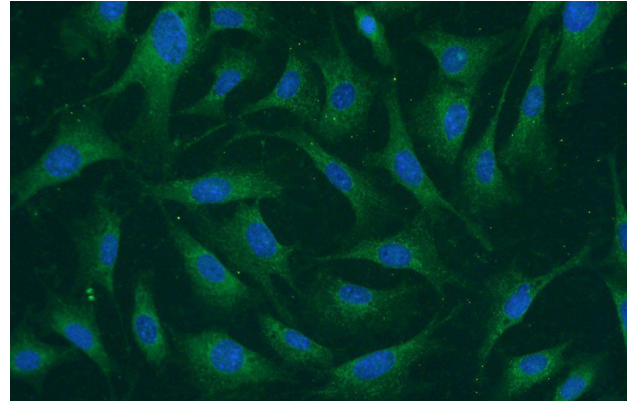
ANGPTL4 antibody



Catalog Number: 108058



4ug; Detection:Catalog No:108058 1:500) with mouse heart tissue lysate 4000ug.



Immunofluorescent analysis of NIH/3T3 cells using Catalog No:108058(ANGPTL4 Antibody) at dilution of 1:50 and Alexa Fluor 488-conjugated AffiniPure Goat Anti-Rabbit IgG(H+L)

HEK-293 cells were subjected to SDS PAGE followed by western blot with Catalog No:108058(ANGPTL4 Antibody) at dilution of 1:600

IP Result of anti-ANGPTL4 (IP:Catalog No:108058,