

Angiogenin antibody



Catalog Number: 108050

Product name

Angiogenin antibody

Specificity

Human, Mouse; other species not tested.

Antibody description

Angiogenin Rabbit Polyclonal antibody. Positive WB detected in human vein tissue, human heart tissue, mouse liver tissue. Positive IHC detected in human liver tissue, mouse testis tissue. Observed molecular weight by Western-blot: 17-20 kDa

Preparation

This antibody was obtained by immunization of Peptide (Accession Number: NM_001385272). Purification method: Antigen affinity purified.

Formulation

PBS with 0.02% sodium azide and 50% glycerol pH 7.3.

Storage

Store at -20°C. DO NOT ALIQUOT

Clonality

Polyclonal

Ig Type

Rabbit IgG

Applications

ELISA, WB, IHC

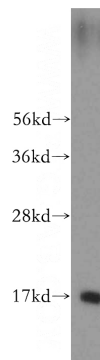
Dilutions

Recommended Dilution:

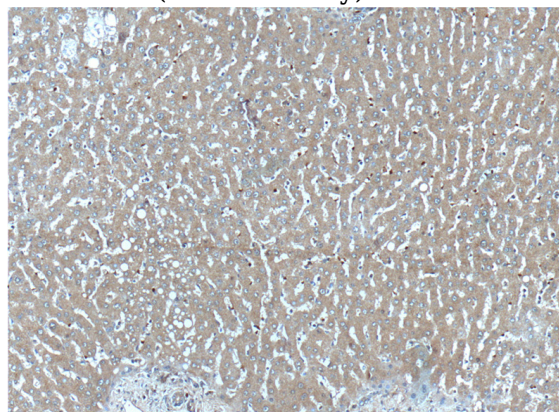
WB: 1:200-1:2000

IHC: 1:50-1:500

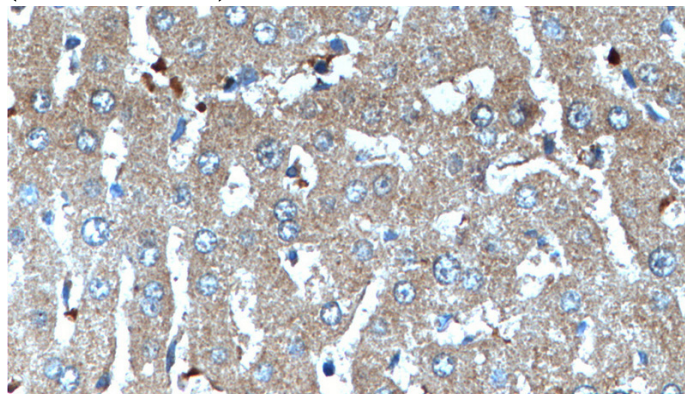
Validations



human vein tissue were subjected to SDS PAGE followed by western blot with Catalog No:108050(ANG antibody) at dilution of 1:300



Immunohistochemistry of paraffin-embedded human liver tissue slide using Catalog No:108050(ANG Antibody) at dilution of 1:100 (under 10x lens).



Immunohistochemistry of paraffin-embedded human liver tissue slide using Catalog No:108050(ANG Antibody) at dilution of 1:100 (under 40x lens).