

APOBEC4 antibody



Catalog Number: 108028

Product name

APOBEC4 antibody

Immunogen

[Human APOBEC4 Recombinant protein \(His tag\)](#)

Specificity

Human; other species not tested.

Antibody description

APOBEC4 Rabbit Polyclonal antibody. Positive IHC detected in human testis tissue, human brain tissue, human heart tissue, human liver tissue, human lung tissue, human ovary tissue, human placenta tissue, human skin tissue, human spleen tissue. Positive WB detected in HeLa cells. Observed molecular weight by Western-blot: 45-48 kDa

Preparation

This antibody was obtained by immunization of APOBEC4 recombinant protein (Accession Number: NM_203454). Purification method: Antigen affinity purified.

Formulation

PBS with 0.02% sodium azide and 50% glycerol pH 7.3.

Storage

Store at -20°C. DO NOT ALIQUOT

Clonality

Polyclonal

Ig Type

Rabbit IgG

Applications

ELISA, WB, IHC


Dilutions

Recommended Dilution:

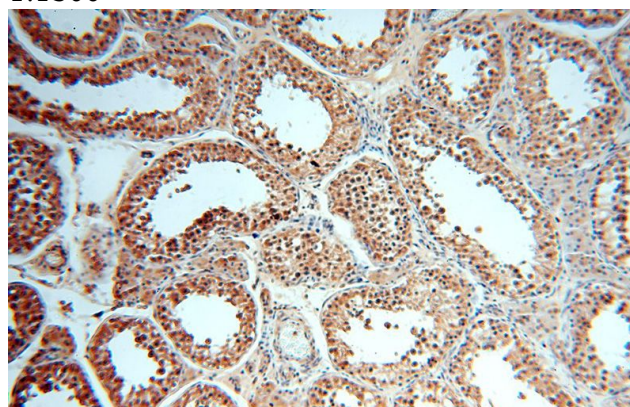
WB: 1:500-1:5000

IHC: 1:20-1:200

Validations



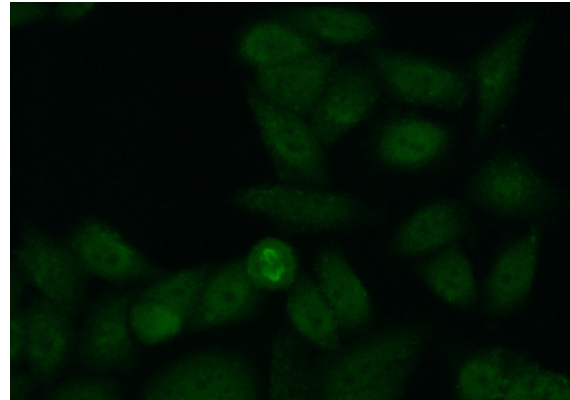
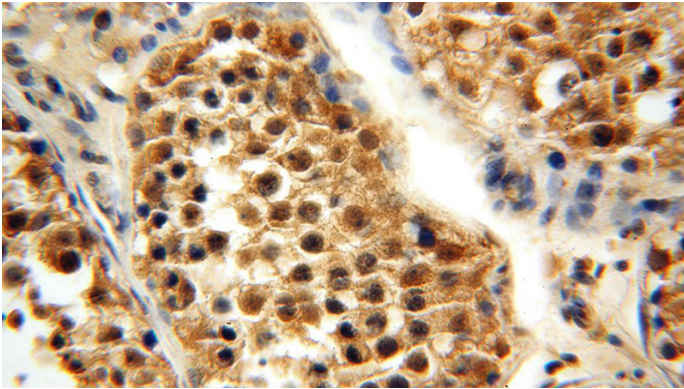
HeLa cells were subjected to SDS PAGE followed by western blot with Catalog No:108028(APOBEC4 antibody) at dilution of 1:1500



Immunohistochemical of paraffin-embedded human testis using Catalog No:108028(APOBEC4 antibody) at dilution of 1:50 (under 10x lens)

APOBEC4 antibody

Catalog Number: 108028



Immunohistochemical of paraffin-embedded human testis using Catalog No:108028(APOBEC4 antibody) at dilution of 1:50 (under 40x lens)

Immunofluorescent analysis of (10% Formaldehyde) fixed HeLa cells using Catalog No:108028(APOBEC4 Antibody) at dilution of 1:50 and Alexa Fluor 488-conjugated AffiniPure Goat Anti-Rabbit IgG(H+L)