

APOA4 antibody



Catalog Number: 108022

Product name

APOA4 antibody

Immunogen

[Human APOA4 Recombinant protein \(GST tag\)](#)

Specificity

Human, Mouse; other species not tested.

Antibody description

APOA4 Rabbit Polyclonal antibody. Positive WB detected in human blood tissue, HeLa cells, HepG2 cells, mouse liver tissue. Positive IHC detected in human liver tissue. Observed molecular weight by Western-blot: 45-46 kDa

Preparation

This antibody was obtained by immunization of APOA4 recombinant protein (Accession Number: NM_000482). Purification method: Antigen affinity purified.

Formulation

PBS with 0.02% sodium azide and 50% glycerol pH 7.3.

Storage

Store at -20°C. DO NOT ALIQUOT

Clonality

Polyclonal

Ig Type

Rabbit IgG

Applications

ELISA, WB, IHC


Dilutions

Recommended Dilution:

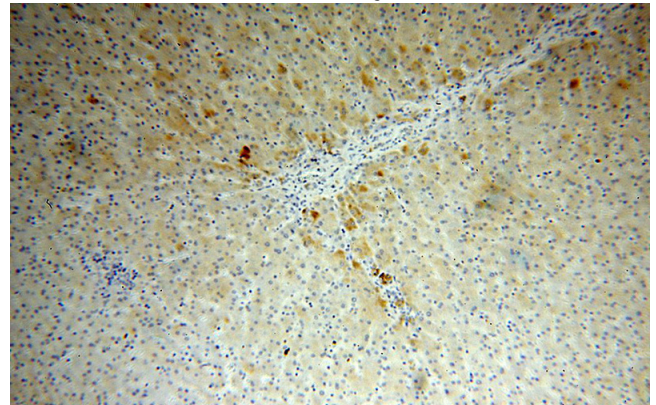
WB: 1:500-1:5000

IHC: 1:20-1:200

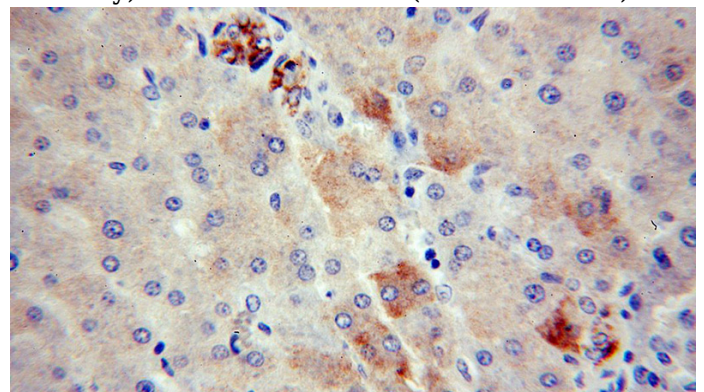
Validations



human blood tissue were subjected to SDS PAGE followed by western blot with Catalog No:108022(APOA4 antibody) at dilution of 1:1000



Immunohistochemical of paraffin-embedded human liver using Catalog No:108022(APOA4 antibody) at dilution of 1:100 (under 10x lens)



APOA4 antibody



Catalog Number: 108022

Immunohistochemical of paraffin-embedded

human liver using Catalog No:108022(APOA4 antibody) at dilution of 1:100 (under 40x lens)