

AMZ2 antibody



Catalog Number: 108018

Product name

AMZ2 antibody

Immunogen

[Human AMZ2 Recombinant protein \(GST tag\)](#)

Specificity

Human, Mouse, Rat; other species not tested.

Antibody description

AMZ2 Rabbit Polyclonal antibody. Positive WB detected in HepG2 cells, human brain tissue. Positive IHC detected in human testis tissue, human brain tissue, human heart tissue, human liver tissue, human ovary tissue, human placenta tissue, human skin tissue, human spleen tissue. Positive IF detected in HepG2 cells. Observed molecular weight by Western-blot: 41 kDa

Preparation

This antibody was obtained by immunization of AMZ2 recombinant protein (Accession Number: NM_001033572). Purification method: Antigen affinity purified.

Formulation

PBS with 0.02% sodium azide and 50% glycerol pH 7.3.

Storage

Store at -20°C. DO NOT ALIQUOT

Clonality

Polyclonal

Ig Type

Rabbit IgG

Applications

ELISA, WB, IHC, IF

Dilutions

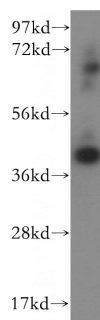
Recommended Dilution:

WB: 1:500-1:5000

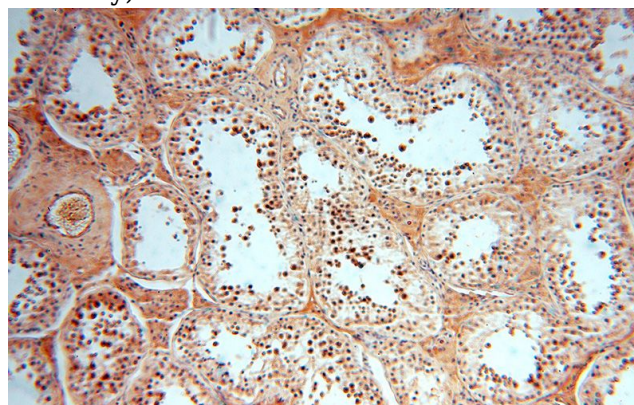
IHC: 1:20-1:200

IF: 1:20-1:200

Validations



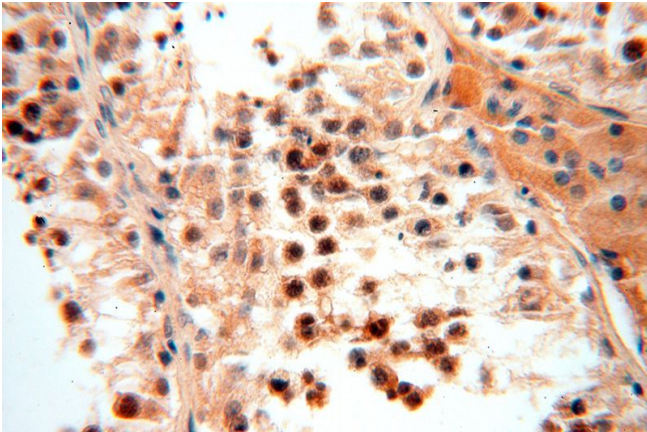
HepG2 cells were subjected to SDS PAGE followed by western blot with Catalog No:108018(AMZ2 antibody) at dilution of 1:1000



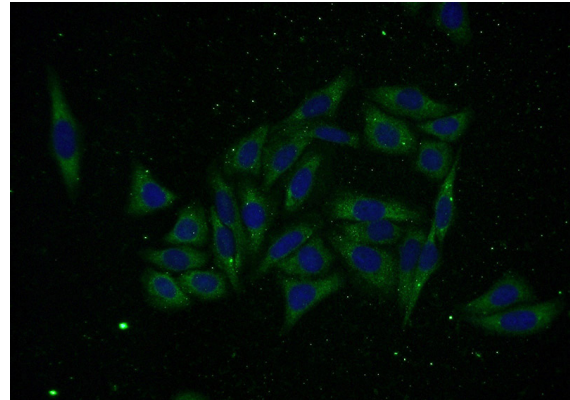
Immunohistochemical of paraffin-embedded human testis using Catalog No:108018(AMZ2 antibody) at dilution of 1:50 (under 10x lens)

AMZ2 antibody

Catalog Number: 108018



Immunohistochemical of paraffin-embedded human testis using Catalog No:108018(AMZ2 antibody) at dilution of 1:50 (under 40x lens)



Immunofluorescent analysis of (-20oc Ethanol) fixed HepG2 cells using Catalog No:108018(AMZ2 Antibody) at dilution of 1:50 and Alexa Fluor 488-conjugated AffiniPure Goat Anti-Rabbit IgG(H+L)