

AMPK gamma2 antibody



Catalog Number: 108011

Product name

AMPK gamma2 antibody

WB: 1:200-1:2000

IHC: 1:20-1:200

Specificity


Human, Mouse, Rat; other species not tested.

IF: 1:20-1:200

Antibody description

AMPK gamma2 Rabbit Polyclonal antibody. Positive IHC detected in human placenta tissue, human heart tissue, human ovary tumor tissue. Positive IF detected in HeLa cells. Positive WB detected in mouse heart tissue, HEK-293 cells, HeLa cells, mouse eye tissue, PC-3 cells. Observed molecular weight by Western-blot: 63 kDa

Validations



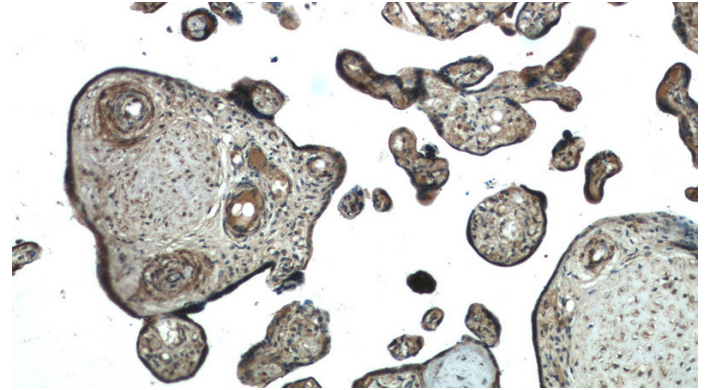
Preparation

This antibody was obtained by immunization of AMPK gamma2 recombinant protein (Accession Number: BC020540). Purification method: Antigen affinity purified.

mouse heart tissue were subjected to SDS PAGE followed by western blot with Catalog No:108011 (PRKAG2 Antibody) at dilution of 1:600

Formulation

PBS with 0.1% sodium azide and 50% glycerol pH 7.3.



Storage

Store at -20°C. DO NOT ALIQUOT

Clonality

Polyclonal

Ig Type

Rabbit IgG

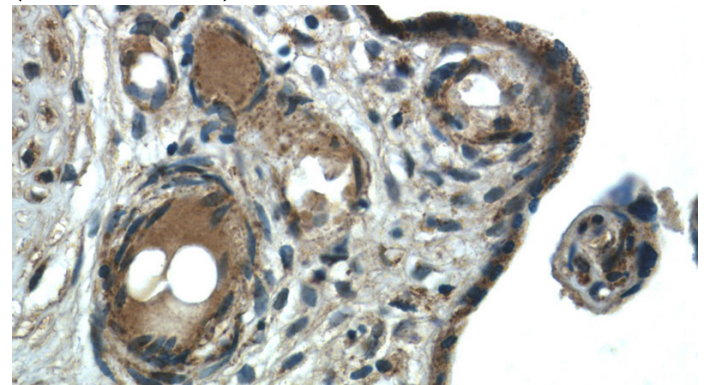
Applications

ELISA, IHC, WB, IF

Dilutions

Recommended Dilution:

Immunohistochemistry of paraffin-embedded human placenta tissue slide using Catalog No:108011 (PRKAG2 Antibody) at dilution of 1:50 (under 10x lens)

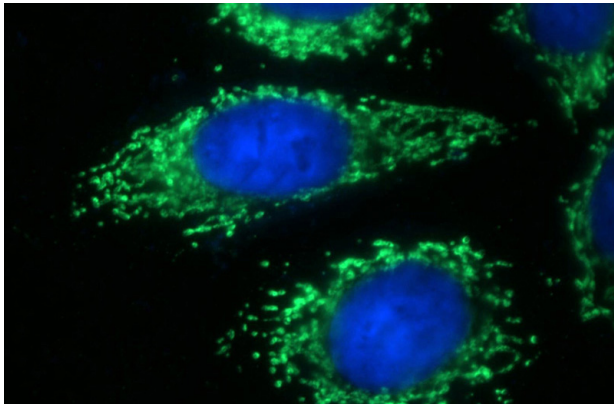


AMPK gamma2 antibody



Catalog Number: 108011

Immunohistochemistry of paraffin-embedded human placenta tissue slide using Catalog No:108011(PRKAG2 Antibody) at dilution of 1:50 (under 10x lens)



Immunofluorescent analysis of HeLa cells using Catalog No:108011(PRKAG2 Antibody) at dilution of 1:50 and Alexa Fluor 488-conjugated AffiniPure Goat Anti-Rabbit IgG(H+L)