

ALKBH3 antibody

Catalog Number: 107985

Product name

ALKBH3 antibody

Specificity

Human, Mouse; other species not tested.

Antibody description

ALKBH3 Rabbit Polyclonal antibody. Positive WB detected in mouse heart tissue, mouse kidney tissue. Positive IHC detected in human lung cancer tissue, human testis tissue. Observed molecular weight by Western-blot: 22-25 kDa

Preparation

This antibody was obtained by immunization of ALKBH3 recombinant protein (Accession Number: BC015155). Purification method: Antigen affinity purified.

Formulation

PBS with 0.1% sodium azide and 50% glycerol pH 7.3.

Storage

Store at -20°C. DO NOT ALIQUOT

Clonality

Polyclonal

Ig Type

Rabbit IgG

Applications

ELISA, WB, IHC


Dilutions

Recommended Dilution:

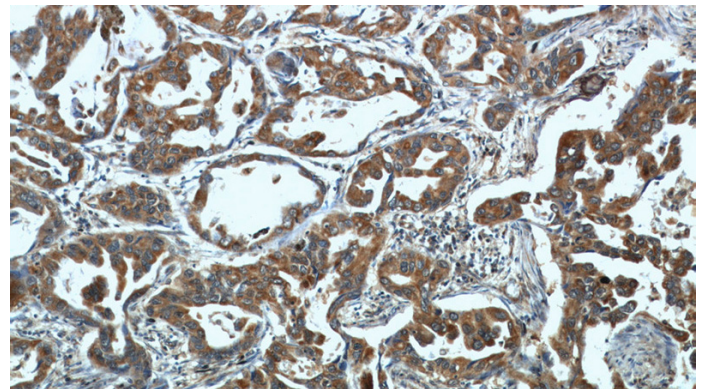
WB: 1:500-1:5000

IHC: 1:20-1:200

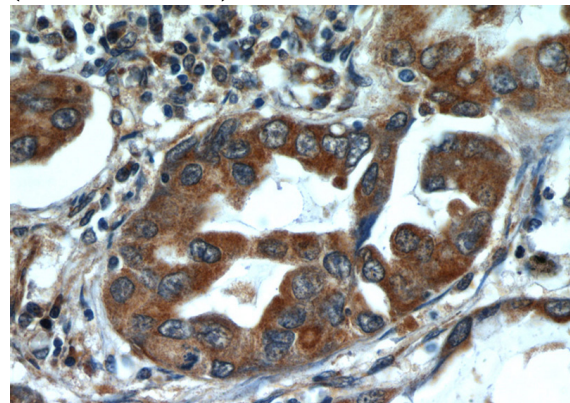
Validations



mouse heart tissue were subjected to SDS PAGE followed by western blot with Catalog No:107985(ALKBH3 antibody) at dilution of 1:1000



Immunohistochemical of paraffin-embedded human lung cancer using Catalog No:107985(ALKBH3 antibody) at dilution of 1:50 (under 10x lens)



Immunohistochemical of paraffin-embedded human lung cancer using Catalog

ALKBH3 antibody



Catalog Number: 107985

No:107985(ALKBH3 antibody) at dilution of 1:50 (under 40x lens)