

ALDH3B2 antibody



Catalog Number: 107970

Product name

ALDH3B2 antibody

IHC: 1:20-1:200

IF: 1:10-1:100


Specificity

human, mouse, rat; other species not tested.

Validations

Antibody description

ALDH3B2 Rabbit Polyclonal antibody. Positive WB detected in mouse lung tissue, BxPC-3 cells, HepG2 cells. Positive IHC detected in human adrenal gland. Positive IF detected in Hela. Observed molecular weight by Western-blot: 43kd



Preparation

This antibody was obtained by immunization of ALDH3B2 recombinant protein (Accession Number: NM_000695). Purification method: Antigen affinity purified.

mouse lung tissue were subjected to SDS PAGE followed by western blot with Catalog No:107970(ALDH3B2 antibody) at dilution of 1:500

Formulation

PBS with 0.02% sodium azide and 50% glycerol pH 7.3.

Storage

Store at -20°C. DO NOT ALIQUOT

Clonality

Polyclonal

Ig Type

Rabbit IgG

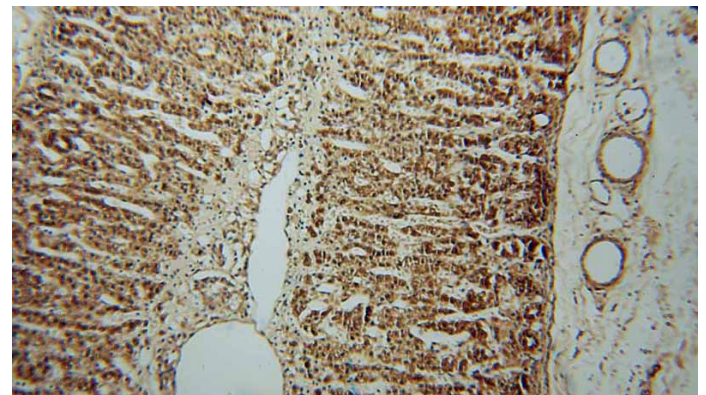
Applications

ELISA, WB, IHC, IF

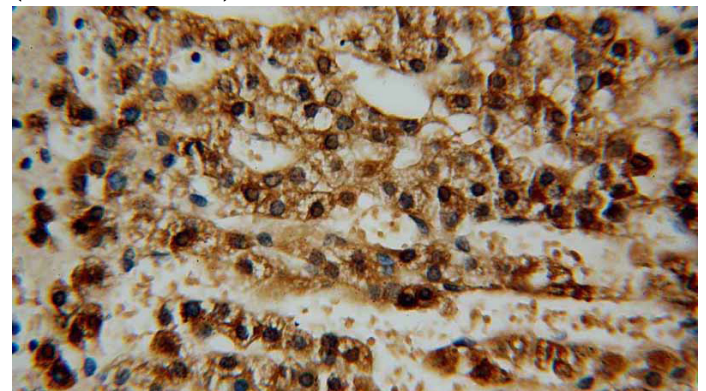
Dilutions

Recommended Dilution:

WB: 1:500-1:5000



Immunohistochemical of paraffin-embedded human adrenal gland using Catalog No:107970(ALDH3B2 antibody) at dilution of 1:50 (under 10x lens)

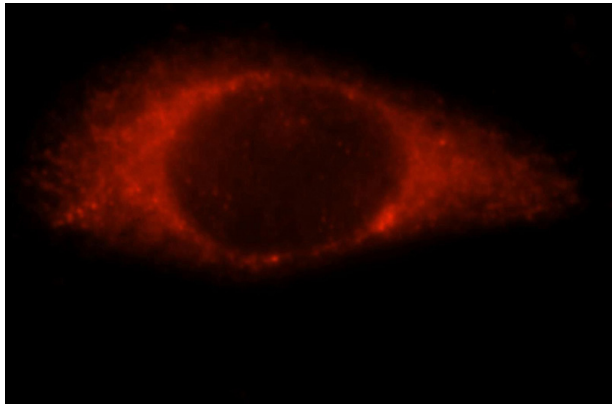


ALDH3B2 antibody



Catalog Number: 107970

Immunohistochemical of paraffin-embedded human adrenal gland using Catalog No:107970(ALDH3B2 antibody) at dilution of 1:50 (under 40x lens)



Immunofluorescent analysis of Hela cells, using ALDH3B2 antibody Catalog No:107970 at 1:25 dilution and Rhodamine-labeled goat anti-rabbit IgG (red).