

# ALCAM antibody



Catalog Number: 107956

## Product name

ALCAM antibody

## Specificity

Human; other species not tested.

## Antibody description

ALCAM Rabbit Polyclonal antibody. Positive WB detected in human liver tissue. Positive IHC detected in human breast cancer tissue, human colon cancer tissue. Observed molecular weight by Western-blot: 110 kDa

## Preparation

This antibody was obtained by immunization of ALCAM recombinant protein (Accession Number: NM\_001627). Purification method: Antigen affinity purified.

## Formulation

PBS with 0.02% sodium azide and 50% glycerol pH 7.3.

## Storage

Store at -20°C. DO NOT ALIQUOT

## Clonality

Polyclonal

## Ig Type

Rabbit IgG

## Applications

ELISA, IHC, WB


## Dilutions

Recommended Dilution:

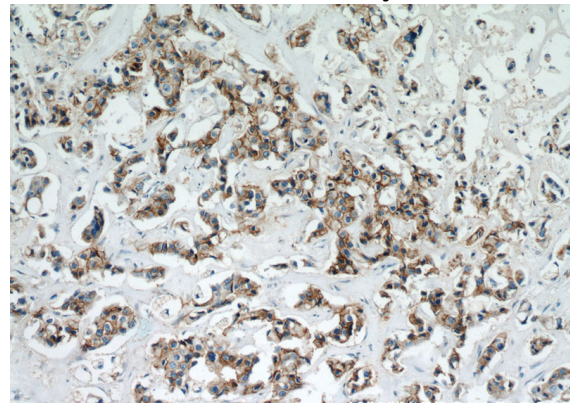
WB: 1:200-1:2000

IHC: 1:20-1:200

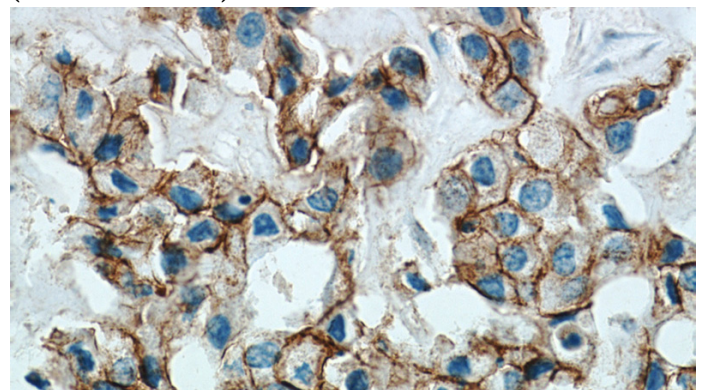
## Validations



human liver tissue were subjected to SDS PAGE followed by western blot with Catalog No:107956(ALCAM antibody) at dilution of 1:500



Immunohistochemical of paraffin-embedded human breast cancer using Catalog No:107956(ALCAM antibody) at dilution of 1:50 (under 10x lens)



Immunohistochemical of paraffin-embedded human breast cancer using Catalog No:107956(ALCAM antibody) at dilution of 1:50

# ALCAM antibody



Catalog Number: 107956

---

(under 40x lens)