

AKNA antibody

Catalog Number: 107937

Product name

AKNA antibody

Specificity

Human; other species not tested.

Antibody description

AKNA Rabbit Polyclonal antibody. Positive IHC detected in human tonsillitis tissue, human spleen tissue. Positive WB detected in Raji cells, K-562 cells, U-937 cells. Observed molecular weight by Western-blot: 65-70 kDa

Preparation

This antibody was obtained by immunization of AKNA recombinant protein (Accession Number: XM_047423921). Purification method: Antigen Affinity purified.

Formulation

PBS with 0.02% sodium azide and 50% glycerol pH 7.3.

Storage

Store at -20°C. DO NOT ALIQUOT

Clonality

Polyclonal

Ig Type

Rabbit IgG

Applications

ELISA, IHC, WB

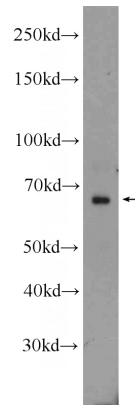
Dilutions

Recommended Dilution:

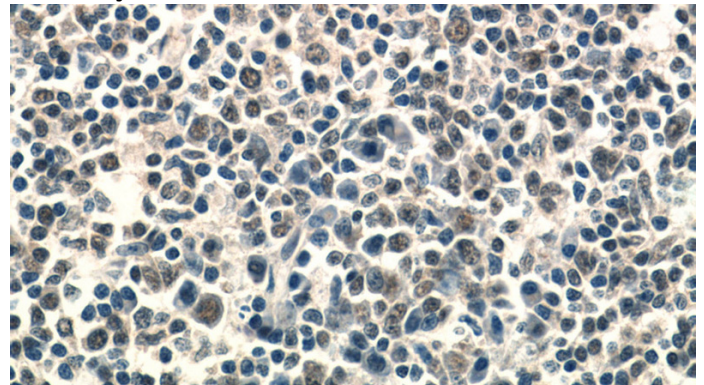
WB: 1:200-1:2000

IHC: 1:20-1:200

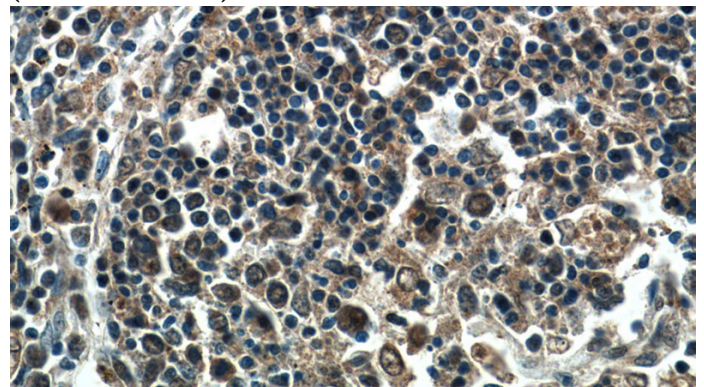
Validations



Raji cells were subjected to SDS PAGE followed by western blot with Catalog No:107937(AKNA Antibody) at dilution of 1:600



Immunohistochemistry of paraffin-embedded human tonsillitis tissue slide using Catalog No:107937(AKNA Antibody) at dilution of 1:50 (under 40x lens)



Immunohistochemistry of paraffin-embedded human spleen tissue slide using Catalog No:107937(AKNA Antibody) at dilution of 1:25

AKNA antibody



Catalog Number: 107937

(under 40x lens)