

AKAP3 antibody



Catalog Number: 107932

Product name

AKAP3 antibody

WB: 1:1000-1:10000

IHC: 1:20-1:200

Specificity

Human, Mouse, Rat; other species not tested.

Antibody description

AKAP3 Rabbit Polyclonal antibody. Positive WB detected in mouse testis tissue. Positive IHC detected in human testis tissue, human heart tissue, human kidney tissue, human skin tissue. Observed molecular weight by Western-blot: 100 kDa

Preparation

This antibody was obtained by immunization of AKAP3 recombinant protein (Accession Number: NM_006422). Purification method: Antigen affinity purified.

Formulation

PBS with 0.02% sodium azide and 50% glycerol pH 7.3.

Storage

Store at -20°C. DO NOT ALIQUOT

Clonality

Polyclonal

Ig Type

Rabbit IgG


Applications

ELISA, WB, IHC

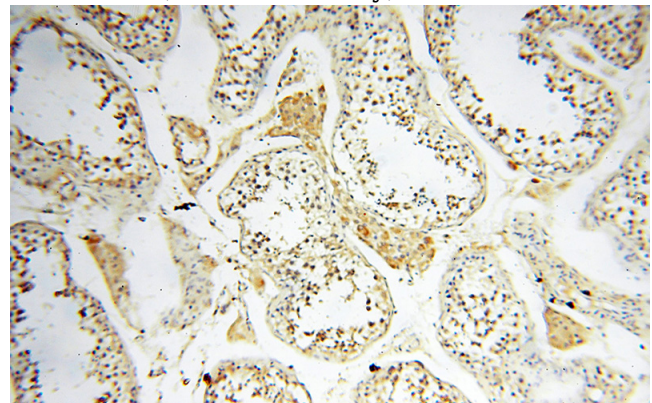
Dilutions

Recommended Dilution:

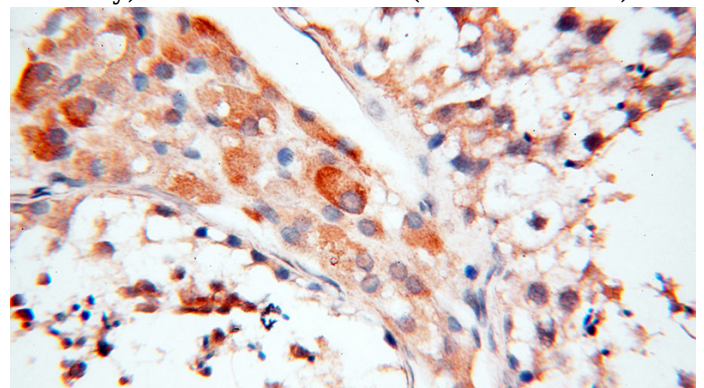
Validations



mouse testis tissue were subjected to SDS PAGE followed by western blot with Catalog No:107932(AKAP3 antibody) at dilution of 1:5000



Immunohistochemical of paraffin-embedded human testis using Catalog No:107932(AKAP3 antibody) at dilution of 1:100 (under 10x lens)



Immunohistochemical of paraffin-embedded human testis using Catalog No:107932(AKAP3 antibody) at dilution of 1:100 (under 40x lens)