

# AKAP12 antibody

Catalog Number: 107930

## Product name

AKAP12 antibody

## Specificity

Human, Rat; other species not tested.

## Antibody description

AKAP12 Rabbit Polyclonal antibody. Positive IHC detected in human placenta tissue, human colon tissue. Positive WB detected in rat brain tissue. Observed molecular weight by Western-blot: 200 kDa

## Preparation

This antibody was obtained by immunization of AKAP12 recombinant protein (Accession Number: NM\_144497). Purification method: Antigen affinity purified.

## Formulation

PBS with 0.1% sodium azide and 50% glycerol pH 7.3.

## Storage

Store at -20°C. DO NOT ALIQUOT

## Clonality

Polyclonal

## Ig Type

Rabbit IgG

## Applications

ELISA, WB, IHC


## Dilutions

Recommended Dilution:

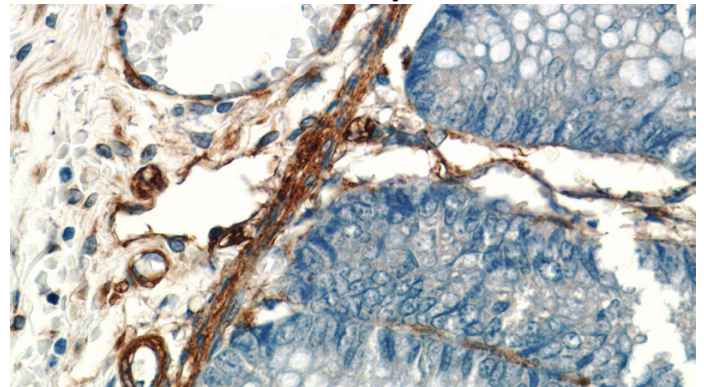
WB: 1:200-1:2000

IHC: 1:20-1:200

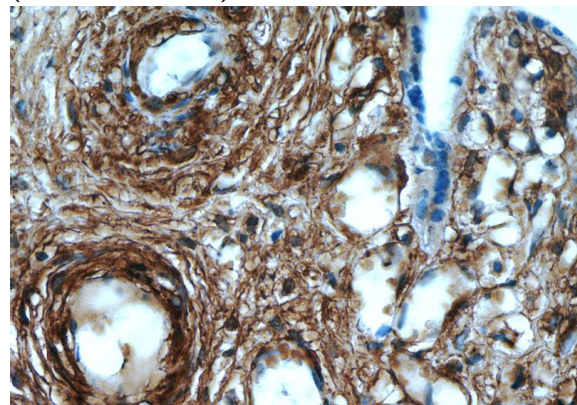
## Validations



rat brain tissue were subjected to SDS PAGE followed by western blot with Catalog No:107930(AKAP12 Antibody) at dilution of 1:600



Immunohistochemistry of paraffin-embedded human placenta tissue slide using Catalog No:107930(AKAP12 Antibody) at dilution of 1:50 (under 40x lens)



# AKAP12 antibody



Catalog Number: 107930

---

(under 40x lens)