

# Alpha E catenin antibody



Catalog Number: 107869

## Product name

Alpha E catenin antibody

## Specificity

Human, Mouse, Rat; other species not tested.

## Antibody description

Alpha E catenin Rabbit Polyclonal antibody. Positive IP detected in mouse brain tissue. Positive WB detected in mouse uterus tissue. Positive IHC detected in human stomach tissue, human colon tissue, human pancreas cancer tissue. Positive IF detected in A431 cells. Positive FC detected in MCF-7 cells. Observed molecular weight by Western-blot: 100 kDa

## Preparation

This antibody was obtained by immunization of Alpha E catenin recombinant protein (Accession Number: NM\_001324000). Purification method: Antigen affinity purified.

## Formulation

PBS with 0.1% sodium azide and 50% glycerol pH 7.3.

## Storage

Store at -20°C. DO NOT ALIQUOT

## Clonality

Polyclonal

## Ig Type

Rabbit IgG

## Applications

ELISA, WB, IHC, IF, FC, IP

## Dilutions

Recommended Dilution:

WB: 1:1000-1:10000

IP: 1:200-1:2000

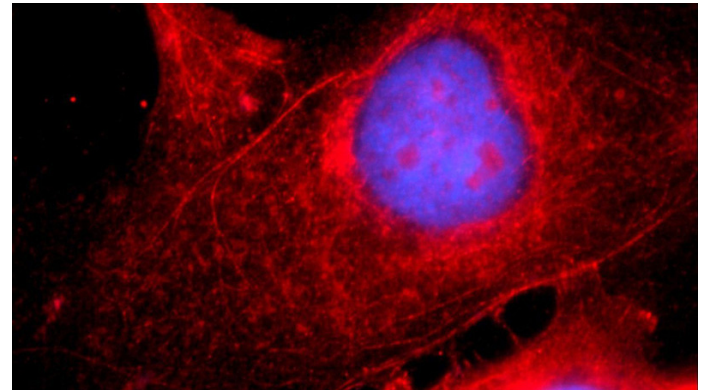
IHC: 1:20-1:200

IF: 1:10-1:100

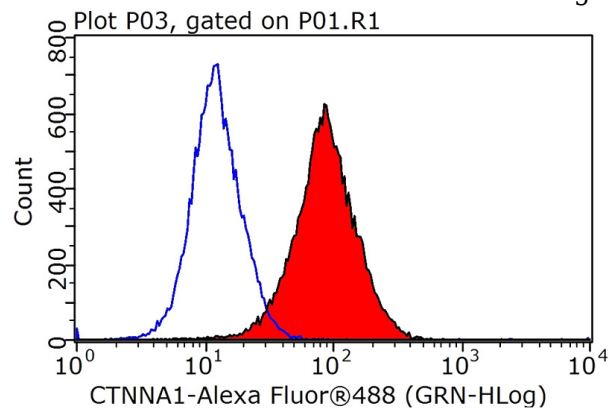
## Validations



Immunohistochemistry of paraffin-embedded human stomach tissue slide using Catalog No:107869(CTNNA1 Antibody) at dilution of 1:50 (under 40x lens)



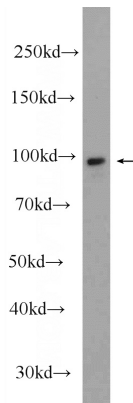
Immunofluorescent analysis of A431 cells using Catalog No:107869(CTNNA1 Antibody) at dilution of 1:25 and Rhodamine-Goat anti-Rabbit IgG



1X10<sup>6</sup> MCF-7 cells were stained with 0.2ug CTNNA1 antibody (Catalog No:107869, red) and control antibody (blue). Fixed with 90% MeOH blocked with 3% BSA (30 min). Alexa Fluor 488-conjugated AffiniPure Goat Anti-Rabbit IgG(H+L)

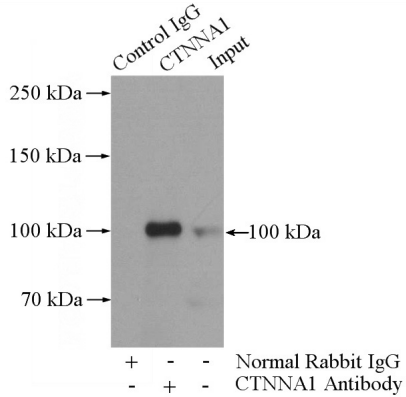
# Alpha E catenin antibody

Catalog Number: 107869



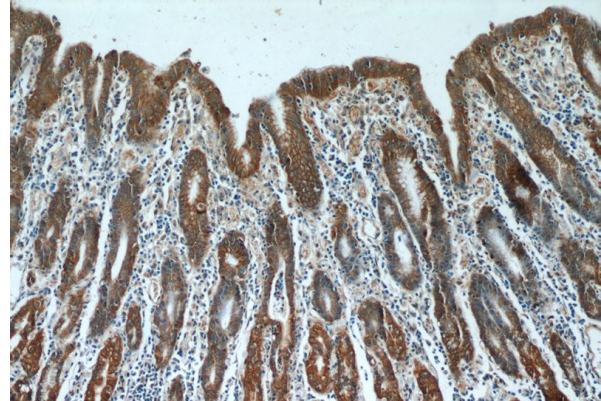
with dilution 1:1000.

mouse uterus tissue were subjected to SDS PAGE followed by western blot with Catalog No:107869(CTNNA1 Antibody) at dilution of



1:2000

IP Result of anti-CTNNA1 (IP:Catalog No:107869, 4ug; Detection:Catalog No:107869 1:700) with mouse brain tissue lysate 4000ug.



Immunohistochemistry of paraffin-embedded human stomach tissue slide using Catalog No:107869(CTNNA1 Antibody) at dilution of 1:50 (under 10x lens)